

01
2022

PROFILI E SERRAMENTI
PROFILES AND COMPLETE DOORS

LABEL®
Automatic Door Solutions

CATALOGO | CATALOGUE

01
2022

CATALOGO

PROFILI E SERRAMENTI

La gamma **PROFILI E SERRAMENTI LABEL** vi permette di soddisfare le esigenze dei vostri clienti con soluzioni eleganti, durevoli nel tempo e di facile manutenzione.
Facili e veloci da installare, sono corredati di numerosi accessori e optional che li rendono perfetti per ogni tipo di accesso e per l'ampia scelta di **automazioni per porte Label.**

CATALOGUE

PROFILES AND COMPLETE DOORS

*The range **PROFILES AND COMPLETE DOORS** by **LABEL** allows you to satisfy the needs of your customers with elegant, long-lasting, and easy to maintain solutions.*
*Quick and easy to install, they are equipped with numerous accessories and optional parts that make them perfect for any type of access and for the wide choice of **automations for doors** by **Label**.*

LABEL®
Automatic Door Solutions

MADE IN ITALY

AZIENDA CERTIFICATA SISTEMA QUALITÀ UNI EN 9001:2015

CE



INDICE
PROFILI E SERRAMENTI

CARATTERISTICHE DEI PRODOTTI 6

Tipologie di apertura 8

Manutenzione e pulizia del serramento 10

COMPILAZIONE DELL'ORDINE 12

COMPONENTI DA CATALOGO

LBFL - Sistemi di profili a filo lucido 16

LBFL plus - Sistemi di profili
a filo lucido maggiorato 22

LB18 - Sistemi di profili ante per vetro
con spessore da 8 a 10 mm 26

- Profili in alluminio 30
- Guarnizioni EPDM 32
- Accessori - Guide 33
- Spazzolini 34

LB35 - Sistemi di profili ante per vetro
con spessore fino a 28 mm 36

- Profili in alluminio 40
- Guarnizioni 44
- Accessori 45
- Spazzolini 47
- Serrature 48

LB50 - Sistemi di profili ante per vetro
con spessore fino a 32 mm 52

- Profili in alluminio 56
- Guarnizioni 60
- Accessori 61
- Spazzolini 63
- Serrature 63

Sistema antipanico a sfondamento 64

- Ricambi principali 68

Profili e accessori per automazioni 70

- Profili 71
- Guarnizioni 72
- Accessori 73

Profili commerciali - LB18 - LB35 - LB50 74



INGRESSI FINITI

Condizioni di fornitura del serramento 80
Soluzione serramento assemblato 80
Soluzione serramento smacchinato 81
Legenda trattamenti e finiture superficiali 82
Tabella riepilogativa imballi 83
Oneri per progetti speciali 84

LB18 - Serramento 86
Serramento lavorato a misura smacchinato 88
Serramento lavorato a misura assemblato 91
Elementi strutturali a misura 94
Elementi opzionali 95

LB35 - Serramento 96
Serramento lavorato a misura smacchinato 98
Serramento lavorato a misura assemblato 100

LB35 - Serramento
Versione con telaio preassemblato 102
Serramento lavorato a misura 104

LB35
Elementi strutturali a misura 108
Elementi aggiuntivi a misura smacchinati 109
Elementi aggiuntivi a misura assemblati 110
Elementi opzionali 111
Fornitura in Kit 114

LB50 - Serramento 116
Serramento lavorato a misura smacchinato 118
Serramento lavorato a misura assemblato 120
Elementi aggiuntivi a misura smacchinati 122
Elementi aggiuntivi a misura assemblati 123
Elementi opzionali 124

LB50 - Serramento antipanico 126
Serramento lavorato a misura smacchinato 126
Serramento lavorato a misura assemblato 130

LB46 - Serramento 134
Serramento lavorato a misura smacchinato 136
Serramento lavorato a misura assemblato 137
Elementi strutturali a misura 138
Elementi opzionali 139

VETRAZIONI E IMBALLAGGI

Vetri e imballi 142

Esempio di calcolo per serramenti assemblati 144

CONDIZIONI GENERALI DI VENDITA 146



CONTENTS
PROFILES AND COMPLETE DOORS

PRODUCT SPECIFICATIONS 6

Type of opening 8

Door maintenance and cleaning 11

ORDER PREPARATION 12

CATALOGUE COMPONENTS

LBFL *- Frameless systems* 16

LBFL plus *- Frameless profile systems plus* 22

LB18 *- Leaf profiles for glazing 8 to 10 mm (5/16" to 3/8") thickness* 26

Aluminium profiles 30

EPDM gaskets 32

Accessories - Guides 33

Brushes 34

LB35 *- Leaf profiles for glazing with thickness up to 28 mm (1 1/8")* 36

Aluminium profiles 40

Gaskets 44

Accessories 45

Brushes 47

Locks 48

LB50 *- Leaf profiles for glazing with thickness up to 32 mm (1 1/4")* 52

Aluminium profiles 56

Gaskets 60

Accessories 61

Brushes 63

Locks 63

Panic exit breakout system 64

Spare parts 68

Profiles and accessories for automations 70

Profiles 71

Gaskets 72

Accessories 73

Commercial profiles *- LB18 - LB35 - LB50* 74



COMPLETE DOORS

Conditions for the supply of the door 81
Assembled door solution 80
Cut and machined solution 81
Legend surface treatments and finishes 82
Packaging summary table 83
Charges for special projects 85

LB18 *- Door* 86
Cut and machined to size door 88
Cut to size, assembled door 92
Cut to size structural elements 94
Optional components 95

LB35 *- Door* 96
Cut and machined to size door 98
Cut to size, assembled door 100

LB35 *- Door*
Version with pre-assembled frame 102
Cut to size door 104

LB35
Cut to size structural elements 108
Additional elements cut to size and machined 109
Additional elements cut to size and assembled 110
Optional components 111
Kit Components 114

LB50 *- Door* 116
Cut and machined to size door 118
Cut to size, assembled door 120
Additional elements cut to size and machined 122
Additional elements cut to size and assembled 123
Optional components 124

LB50 *- Breakout door* 126
Cut and machined to size door 126
Cut to size, assembled door 130

LB46 *- Door* 134
Cut and machined to size door 136
Cut to size, assembled door 137
Cut to size structural elements 138
Optional components 139

GLAZING AND PACKAGES

Glazings and packages 142

Example of calculation for assembled doors 144

GENERAL CONDITIONS OF SALE 147

PROFILI E SERRAMENTI LABEL: QUALITÀ, PRATICITÀ ED ELEGANZA PER OTTENERE IL MASSIMO DAI VOSTRI PROGETTI

LABEL PROFILES AND DOORS: QUALITY, CONVENIENCE, AND ELEGANCE TO GET THE MOST OUT OF YOUR PROJECTS

QUALITÀ

LA QUALITÀ SI VEDE NEI DETTAGLI: durabilità ed efficienza anche in condizioni ambientali sfavorevoli.

I PROFILI IN ALLUMINIO LABEL sono in lega di alluminio EN AW-6060 in accordo con la Norma UNI EN 573. Sono progettati per durare nel tempo e realizzati con un materiale a basso impatto ambientale, robusto e che resiste alle più diverse condizioni atmosferiche anche estreme.

Il taglio del profilo senza sbavature consente giunzioni sempre perfette che valorizzano e semplificano il vostro lavoro sia che scegliate di utilizzare componenti a catalogo o che optiate per gli infissi finiti.

FINITURE STANDARD O A RICHIESTA per soddisfare qualsiasi richiesta del cliente o specifica del capitolato: i profili sono forniti grezzi o con finitura anodizzata argento; è possibile richiedere verniciature RAL Standard o RAL Speciale da campione

LA CERTIFICAZIONE TUV UNI-EN 9001:2015 testimonia come Label sia attenta alle procedure di produzione, assemblaggio e fornitura dei propri prodotti: una garanzia in più che avete scelto il partner giusto per risultati sempre ottimali.

IL SERVIZIO DI ASSISTENZA PER PROGETTI E CAPITOLATI vi fornisce assistenza tecnica specialistica per appalti e nell'individuazione dei prodotti rispondenti alle richieste del committente per essere più competitivi.

QUALITY

QUALITY CAN BE APPRECIATED OBSERVING THE DETAILS: *Durability and efficiency even in unfavourable environmental conditions.*

LABEL ALUMINIUM PROFILES *are in aluminium alloy EN AW-6060 according to the Standard UNI EN 573. They are designed to last and manufactured using a low environmental impact material, sturdy and resistant to the most diverse and extreme weather conditions.*

The burr-free profile cut allows seamless joints that enhance and simplify your work, whether you choose catalogue components or finished doors.

STANDARD OR OPTIONAL FINISHES *to meet any customer's request or specification. The profiles are supplied in mill finish or in silver anodized finish; standard RAL coatings or special RAL coatings based on sample can be requested.*

THE CERTIFICATION TUV UNI-EN 9001:2015 *shows how Label is attentive to the production, assembly and supply procedures of its products. That is an additional guarantee that you have chosen the right partner for ever optimal results.*

The PROJECT AND SPECIFICATION SUPPORT SERVICE *provides specialized technical supports for contract works and to identify products that meet the requirements of the purchaser in order to be more competitive.*

PRATICITÀ

COMPONENTI A CATALOGO OPPURE SERRAMENTI SMACCHINATI O ASSEMBLATI
Poter scegliere il tipo di fornitura che si preferisce è un grande vantaggio in termini di competitività.
LABEL vi mette a disposizione una gamma ampia e completa di componenti a catalogo e una vasta selezione di serramenti per coprire le più diverse tipologie di accessi.

CONVENIENCE

CATALOGUE COMPONENTS OR CUT AND MACHINED DOORS
Being able to choose the type of supply you prefer is a great advantage in terms of competitiveness.

LABEL offers you a wide and complete range of catalogue components and a wide selection of doors to cover the most different types of access.



SERRAMENTO FORNITO ASSEMBLATO

ASSEMBLED DOOR



SERRAMENTO FORNITO SMACCHINATO

CUT AND MACHINED DOOR

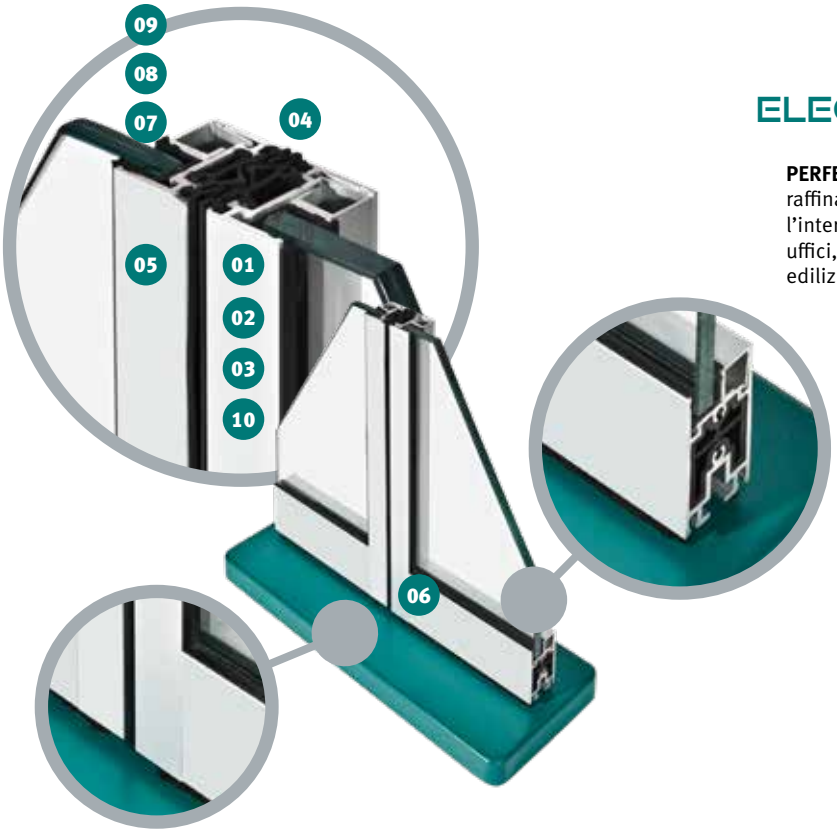

ELEGANZA

PERFETTI PER OGNI AMBIENTE: il design semplice e raffinato di profili, accessori e serramenti LABEL rende l'intera gamma adatta ai contesti più diversi: spazi pubblici, uffici, negozi, ospedali, centri sportivi, centri congressi, edilizia pubblica e privata.

ELEGANCE

PERFECT FOR EVERY ENVIRONMENT: *The simple and refined design of LABEL profiles, accessories and doors makes the whole range suitable for the most diverse contexts: public spaces, offices, shops, hospitals, sports centres, congress halls, public and private buildings.*

01 Profili estrusi in lega di alluminio EN AW-6060 in accordo con la Norma UNI EN 573.
Extruded profiles in EN AW-6060 aluminium alloy in compliance with the standard UNI EN 573.

02 Stato di finitura T5 o T6 secondo la Norma UNI EN 515.
T5 or T6 finish according to the Standard UNI EN 515.

03 Tolleranze dimensionali e spessori secondo la Norma UNI EN 12020.2 e/o UNI EN 755-9.
Dimensional tolerances and thicknesses according to the standard UNI EN 12020.2 and/or UNI EN 755-9.

04 Sistema complanare con ante fisse e apribili di sezione 18 mm.
Co-planar system with fixed and opening leaves with a section of 18 mm.

05 Profilo standard sottile, opzionale con camera maggiorata idonea per l'inserimento della serratura.
Slim standard profile, optionally with oversize spacer suitable to install the lock.

06 Accoppiamento con tagli a 90° senza lavorazioni di intestatura dei profili.
Coupling with 90° cuts not requiring profile facing operations.

07 Guarnizioni estruse a disegno, realizzate in EPDM.
Extruded gaskets according to specifications in EPDM.

08 Inserimento del vetro ad infilare, guarnizione perimetrale interna ed esterna.
Push-in glass insertion, inner and outer contour gasket.

09 Sistema predisposto per accogliere vetrazioni tipo:

- Vetro Stratificato di sicurezza EN ISO 12543.
- Vetro Monolitico Temprato EN 12150.
- Vetrata Isolante EN 1279.
- Pannellatura avente le medesime dimensioni dei vetri; finiture commerciali.

System ready to accommodate the following type of glazing:

- *Safety laminated glass EN ISO 12543.*
- *Tempered monolithic glass EN 12150.*
- *Insulating glazing EN 1279.*
- *Panels with the same dimensions as the glazings; commercial finishes.*

10 Trattamenti di protezione superficiale:

- Ossidazione anodica conforme alle direttive tecniche europee EURAS-EWAA.
- Verniciatura a polvere termoindurente conforme alle direttive tecniche europee QUALICOAT.

Surface protective treatments:

- *Anodizing in compliance with EURAS-EWAA European technical directives.*
- *Thermoset powder coating applied in compliance with QUALICOAT European technical directives.*

TIPOLOGIE DI APERTURA DEL SERRAMENTO VERSIONE SCORREVOLE

TYPES OF DOOR OPENINGS SLIDING VERSION

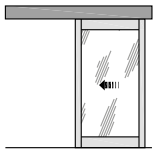

Anta singola
Single Slide

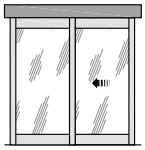

Anta singola
con laterale fisso
Single Slide with side screen

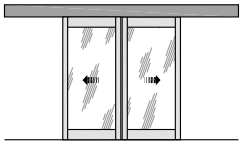

Anta doppia
Bi-Part Opening

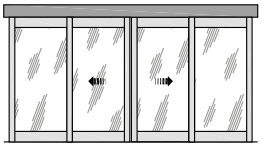

Anta doppia
con laterali fissi
Bi-Part Opening with side screens

TIPOLOGIE DI APERTURA DEL SERRAMENTO VERSIONE TELESCOPICA

TYPES OF DOOR OPENINGS TELESCOPIC VERSION

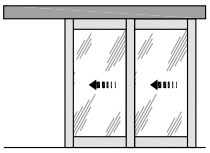

Anta singola
2-Moduli
Single Slide 2-Panel

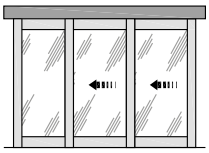

Anta singola
con laterale fisso
3-Moduli
Single Slide with side screen 3-Panel

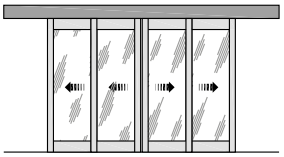

Anta doppia
4-Moduli
Bi-Part Opening 4-Panel

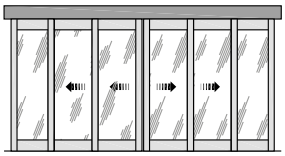

Anta doppia
con laterale fisso
6-Moduli
Bi-Part Opening with side screen 6-Panel



L'ampia gamma di sistemi di automazione per porte Label, con motori brushless, si integra perfettamente con l'intera gamma di profili e serramenti per creare varchi moderni, efficienti ed eleganti.

The wide range of automation systems for Label doors, with brushless motors, seamlessly integrates with the whole range of profiles and doors to create modern, efficient and elegant passageways.





Tutti i sensori forniti da LABEL rispettano la normativa EN 16005 sulla sicurezza in uso delle porte automatiche pedonali. Ciascun sensore è indicato per l'utilizzo in abbinamento con le automazioni e per l'installazione interna (I) e/o esterna (E).

All the sensors supplied by LABEL follow the EN 16005 standard regarding safety in use with automatic pedestrian doors. Each sensor is suitable for use in combination with the automations and for Indoor (I) and/or External (E) installation.

Con **Label Tools App** o la **centralina touch screen** puoi controllare il tuo serramento e personalizzare le aperture in pochi secondi, sfruttando i numerosi programmi pre-impostati.

*With **Label Tools App** or **the touch screen controller** you can control your door and customize openings in seconds, using the many pre-set programs.*



MANUTENZIONE E PULIZIA DEL SERRAMENTO

INFORMAZIONI PRELIMINARI



- L'alluminio anodizzato e verniciato **non può entrare in contatto con malta umida o gesso**. Durante il lavoro di muratura quindi, è consigliato sempre **proteggere telai ed ante** onde evitare possibili cause di danneggiamento.
- Le guarnizioni **non devono venire a contatto con vernici e detergenti aggressivi**.
- **Non riverniciare** o modificare alcuna parte.

MANUTENZIONE

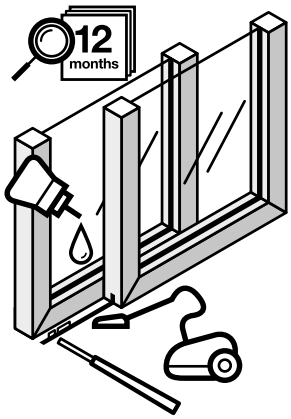

- La frequenza con cui va effettuata la manutenzione dipende dall'uso del serramento; si consiglia comunque di **eseguire almeno una ispezione annuale.**
- **Rimuovere la polvere e lo sporco** con un'aspirapolvere nella zona di scorrimento delle ante.
  Allo stesso tempo **verificare l'assenza di ostacoli** che possano impedire il regolare funzionamento della porta; qualora sia presente la guida ad incasso a pavimento, si consiglia di intensificare la frequenza degli interventi di manutenzione.
- Prevedere una **lubrificazione** minima **annuale** per le parti in movimento nel caso ci sia contatto diretto tra parti meccaniche.
- Verificare ed individuare **eventuali segnali di usura e parti danneggiate.**
- In caso di porta con sistema antipanico a sfondamento, assicurare il perfetto scorrimento delle ante nelle apposite guide a pavimento avendo cura di **mantenerle pulite e libere da ostacoli.**
- In caso di porta con sistema antipanico a sfondamento, **assicurare il perfetto sfondamento in apertura** delle ante ed il conseguente riarmo.
- In caso di porta con sistema antipanico a sfondamento, verificare regolarmente il **mantenimento dei requisiti di sicurezza previsti**.
- Per assistenza tecnica come regolazioni e riparazioni **rivolgersi a personale incaricato da Label Spa.**

PULIZIA



- **La frequenza** con cui va effettuata la pulizia del serramento dipende dall'ambiente circostante l'edificio e deve essere maggiore in prossimità delle coste, nelle zone industriali e nelle aree fortemente inquinate.
- **Prima di eseguire la pulizia** assicurarsi che le superfici da trattare non siano sporche di polvere oppure di altre parti abrasive.
- Pulire le superfici in alluminio utilizzando una **spugna** oppure un **panno morbido bagnato** con un apposito **detergente neutro e non abrasivo**; l'acqua in cui è sciolto il detergente deve essere ad una temperatura di circa **20°C**.
- **Durante il lavaggio**, le porte non devono essere esposte direttamente al sole ed essere surriscaldate.
- Il detergente non deve essere abrasivo, non a base di ammoniaca, non a base di cloro oppure a base di prodotti alcalini o acidi.

Non utilizzare:
- **prodotti chimici** aggressivi **alcalini** (es: ammoniaca);
- **acidi forti**;
- **ipocloriti** (es: candeggina);
- **prodotti ossidanti**
- **solventi al nitro-acetone**.

- Sono facilmente reperibili in commercio **detergenti specifici per la pulizia delle parti in alluminio** di porte e finestre, sia con finitura superficiale anodizzata che verniciata.

DOOR MAINTENANCE AND CLEANING

PRELIMINARY INFORMATION



- *Anodized, painted aluminium **cannot come into contact with damp mortar or plaster**. During masonry work, therefore, it is always recommended **to protect frames and leaves** in order to avoid possible causes of damage.*
- *Gaskets **must not come into contact with aggressive paints and detergents**.*
- ***Do not repaint** or modify any parts.*

MAINTENANCE

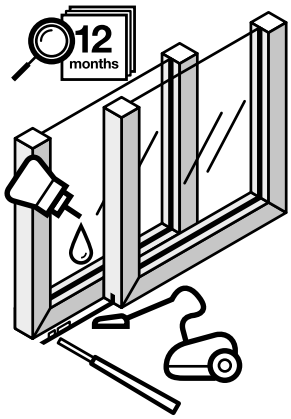

- *Maintenance intervals depend on the use of the door; in any case, it is advisable **to carry out at least one annual inspection**.*
- ***Remove dust and dirt** with a vacuum cleaner in the sliding area of the leaves. At the same time, **check that there are no obstacles** that may prevent the door from operating smoothly. If the recessed floor guide is fitted, it is recommended to increase the frequency of maintenance work.*
- *Provide for a **minimum** yearly **lubrication** for moving parts if there is direct contact between mechanical parts.*
- *Check for **signs of wear and damage**.*
- *In case of a door with breakout system, ensure that the leaves slide perfectly in the floor guides taking care **to keep them clean and free of obstacles**.*
- *In the case of a door with a breakout system, **ensure the perfect opening breakout** of the leaves and the subsequent reset.*
- *In the case of a door with a breakout system, check regularly that **the safety requirements are met**.*
- *For technical assistance such as adjustments and repairs, **contact the personnel designated by Label Spa**.*

CLEANING



- ***Door cleaning frequency** depends on the environment surrounding the building and must be greater near coastal areas, industrial areas, and heavily polluted areas.*
- ***Before cleaning**, make sure that the surfaces to be treated are not dirty with dust, or other abrasive parts.*
- *Clean the aluminium surfaces using a **sponge** or **a soft cloth soaked** in a mild, **non-abrasive cleaning agent**. The water in which the cleaning agent is dissolved must be at a temperature of approximately **20°C (68°F)**.*
- ***During washing**, the doors must not be directly exposed to the sun and must not be hot.*
- *The detergent must not be abrasive, ammonia-based, chlorine-based, nor based on alkaline or acid products.*

Do not use:
*- **aggressive** alkaline **chemicals** (e.g.: ammonia);*
*- **strong acids**;*
*- **hypochlorites** (e.g.: bleach);*
*- **oxidizing products***
*- **nitro-acetone solvents**.*

- *Specific cleaners for aluminium **parts of doors and windows, whether anodized or painted**, are easily available commercially.*

GUIDA ALLA COMPILAZIONE DELL'ORDINE

Tutti i componenti acquistabili **da catalogo** sono **venduti per confezioni**. La quantità minima acquistata di ogni articolo, espressa nell'unità di misura indicata, deve essere uguale al valore della confezione oppure ad un suo multiplo. I profili sono confezionati in fascetti contenenti il numero di barre indicate nella confezione. Le guarnizioni e gli spazzolini, se non diversamente indicato, sono confezionati in matasse di lunghezza pari a quanto indicato nella confezione.

Gli accessori sono confezionati in scatole, oppure sacchetti, contenenti il numero di pezzi indicati nella confezione.
Il prezzo di listino indicato è vincolato alla vendita per confezione, alla dimensione e alla finitura indicata nel catalogo.
Il listino è al netto dell'IVA.
Imballo escluso, da aggiungere secondo le modalità previste.

ESEMPIO DI CALCOLO PER UN PROFILO

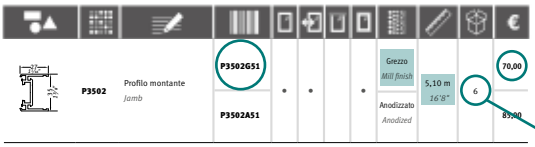

Articolo P3502G51 - Profilo montante
Confezione contenente 6 profili. Prezzo di listino € 70,00.

CALCOLO: 6x70,00 = 420,00 IVA esclusa

Quantitativo minimo ordinabile 6
Quantitativo successivo ordinabile 6x2



Articolo G3501 - Guarnizione adesivizzata a U per vetro 44.2-12-33.2
Matassa da 30 m.
Prezzo di listino € 6,50.

CALCOLO: 30x6,50 = 195,00 IVA esclusa

Quantitativo minimo ordinabile 30 m
Quantitativo successivo ordinabile 30x2

ESEMPIO DI CALCOLO PER UN ACCESSORIO



Articolo AP18PAA-X - Piastra di aggancio anta
Confezione da 10 pezzi. Prezzo di listino € 13,00.

CALCOLO: 10x13,00 = 130,00 IVA esclusa

Quantitativo minimo ordinabile 10
Quantitativo successivo ordinabile 10x2

MODALITÀ D'IMBALLO

Per ogni fornitura di componenti da catalogo è prevista la seguente modalità di imballo:
- profili uniti in fascetti;
- guarnizioni, spazzolini e accessori imballati in scatole di cartone sigillate con nastro adesivo;
- angolari in legno a protezione;
- bancali in plastica inferiore;
- rivestimento con telo in polietilene espanso.

Per spedizioni con profili in quantità inferiore alle dieci unità, compatibilmente con le dimensioni di ingombro, è possibile utilizzare un imballo ridotto composto da:
- profili uniti in fascetti;
- guarnizioni, spazzolini ed accessori imballati in scatole di cartone sigillate con nastro adesivo;
- tubolare in cartone di diametro 150 mm, lunghezza 5,2 mt chiuso con tappi laterali.

A richiesta sono disponibili soluzioni personalizzate.
Qualora sia richiesto il solo taglio dei profili in alluminio, per lunghezza diversa da quanto indicato nel catalogo, verrà applicato un extra costo forfettario quantificabile in € 175,00 per un massimo di 100 Kg.
Per i servizi di taglio non sono previste scontistiche rispetto al Listino.

IMBALLI STANDARD

LB-PK-SP1	Imballo Standard componenti da catalogo	1
LB-PK-SP2	Imballo Ridotto componenti da catalogo	1

Per gli imballi non sono previste scontistiche rispetto al Listino.
Gli imballi a richiesta sono da intendersi aggiuntivi rispetto alla soluzione standard.
Il vassoio in legno dipende dalle dimensioni finite del singolo imballo e dovrà essere gestito a commessa. Soluzioni con gabbia oppure con cassa in legno da verificare e preventivare a commessa.

IMBALLI SPECIALI A RICHIESTA

LB-PK-RP1	Vassoio in legno a protezione aggiuntiva, imballo a perdere	1
LB-PK- RP2	Gabbia in legno, imballo a perdere	1
LB-PK- RP3	Cassa in legno, imballo a perdere	1
LB-SERV-TG	Taglio profili dedicato per quantitativo inferiore ai 100 Kg	1

GUIDE TO THE PREPARATION OF THE ORDER

*All components that can be purchased **from the catalogue** are **sold in packs.** The minimum quantity purchased for each item, expressed in the unit of measurement indicated, shall be equal to the number of items in a single pack or to a multiple of it. The profiles are packaged in bundles containing the number of bars indicated in the package.*
Gaskets and brushes, unless otherwise indicated, are packed in skeins of a length equal to that indicated in the package.

The accessories are packed in boxes or bags containing the number of pieces indicated in the package.
The list price is related to the sale according to the package, size and finish indicated in the catalogue.
The list price is net of VAT.
Packaging not included; it must be added as provided for.

EXAMPLE OF CALCULATION FOR A PROFILE

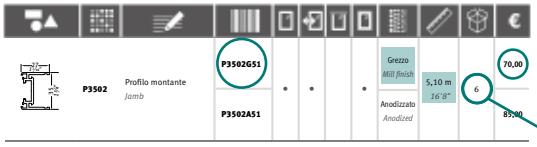

Item P3502G51 - Jamb
Pack containing 6 profiles. List price € 70,00.
***CALCULATION**: 6x70,00 = 420,00 net of VAT*

Minimum quantity to be ordered 6
Subsequent quantity which can be ordered 6x2



Item G3501 - "U" adhesive gasket for 44.2-12-33.2 or 28 mm (1⅛") glass
30 m (98'5") skein.
List price € 6,50.
***CALCULATION:** 30x6,50 = 195,00 net of VAT*

Minimum quantity to be ordered 30 m (98'5")
Subsequent quantity which can be ordered 30x2

CALCULATION EXAMPLE FOR AN ACCESSORY



Item AP18PAA-X - Mobile leaf fixing plate
10-piece package. List price € 13,00.
***CALCULATION**: 10x13,00 = 130,00 net of VAT*

Minimum quantity to be ordered 10
Subsequent quantity which can be ordered 10x2

PACKAGING MODE

For each supply of components included in the catalogue, the items shall be packaged as follows:
- *bundled profiles;*
- *gaskets, brushes and accessories packaged in cardboard boxes sealed with tape;*
- *angle brackets in protective wood;*
- *pallets in plastic wrapped around the bottom section;*
- *wrapping with polyethylene foam tarpaulin.*

***For shippings including less than ten profiles,** compatibly with the overall dimensions, a reduced packaging may be used instead; it shall consist of:*
- *bundled profiles;*
- *gaskets, brushes and accessories packaged in cardboard boxes sealed with tape;*
- *cardboard tube, diameter 150 mm (5"15/16"), length 5.2 m (17'), closed with side caps.*

Customised solutions are available upon request.
Should you only request the aluminium profile cutting, for any lengths other than the ones specified in the catalogue we shall apply an additional flat fee of € 175.00, for a maximum weight of 100 Kg.
For cutting services there is no discount with respect to the Price List.

STANDARD PACKAGINGS

LB-PK-SP1	*Standard packaging of components included in the Catalogue*	1
LB-PK-SP2	*Reduced packaging of components included in the Catalogue*	1

SPECIAL PACKAGINGS ON REQUEST

LB-PK-RP1	*Wooden tray for additional protection, disposable packaging*	1
LB-PK- RP2	*Wooden crate, disposable packaging*	1
LB-PK- RP3	*Wooden box, disposable packaging*	1
LB-SERV-TG	*Dedicated profile cutting for amounts weighing less than 100 Kg*	1

No discounts on the List Price are available for packagings.
The packagings provided upon request shall be regarded as additional to the standard solution.
The specifications of the wooden tray depend on the finished size of each individual packaging and shall be managed individually for each job order. Solutions including a crate or a wooden box shall be verified and their cost shall be estimated individually for each job order.

LABEL®
Automatic Door Solutions

LEGENDA PITTOGRAMMI TABELLE - *TABLES PICTOGRAMS LEGEND*

Disegno *Drawing*	**Matrice** *Matrix*	**Descrizione** *Description*	**Codice** *Code*	**Anta fissa** *Fixed leaf*
Anta mobile *Mobile leaf*	**Sopraluce** *Fanlight*	**Perimetrale** *Contour*	**Finitura** *Finish*	**Dimensioni** *Dimensions*
Confezione *Package*	**Prezzo** *Price*	**Componenti in kit** *Components supplied as a kit*	**Componenti funzionali** *Functional components*	**Componenti opzionali** *Optional components*
Sistema antipanico a sfondamento *Breakout*	**Dimensioni riferite al vano di installazione L x H (mm)** *Dimensions referred to the installation compartment W x H (mm)*			



COMPONENTI DA CATALOGO
CATALOGUE COMPONENTS



LBFL

SISTEMI DI PROFILI A FILO LUCIDO

Il sistema a FILO LUCIDO è stato progettato e realizzato per vetri stratificati 55.2 e vetri temprati da 10 mm. Consente una installazione rapida, sicura ed efficace tramite il serraggio a contrasto della pinza vetro superiore.
I profili sono in **Alluminio EN AW 6060 T5** estruso a disegno.

Il sistema è progettato in base alle **Direttive CPR** ed alla **DM - Direttiva Macchine**.
Il sistema è integrato con tutte le automazioni LABEL.
Il peso del vetro massimo realizzabile è di 120 kg ed il rapporto minimo Lg/Hg deve essere 1:45.
I profili sono disponibili con finitura in anodizzato argento oppure in alluminio grezzo.

Contattare l'Ufficio Tecnico per visionare tutte le applicazioni attualmente in produzione.

Sistema testato per garantire la sicurezza delle persone sia in normale utilizzo che in post-rottura.

FRAMELESS PROFILE SYSTEMS

The FRAMELESS SYSTEM *is designed and built for 55.2 laminated glass and 10 mm (⅜") toughened glass.*
Fast, safe and effective installation using the upper glass clamping bar.
Cut to size extruded profiles in ***Aluminium Alloy EN AW 6060 T5.***

Designed according to ***CPR Guideline*** *and* ***DM - Machinery Directive.***
System integrated with all LABEL automation.
The maximum weight of the glass is 120 kg (265 lb) and the minimum ratio between Lg/Hg must be 1:45.
Available in aluminium or anodized silver finish.

For further requests, contact our Technical Department.

System tested to ensure the safety of people both during normal use and after a failure.

Dettaglio tipologico in abbinamento a Eterna/Revolus 90

Typological detail in combination with Eterna/Revolus 90

Soluzione tipologica ma non esaustiva delle possibilità costruttive. Contattare il Servizio Commerciale per maggiori dettagli.
Standard solution, other construction options are available. For details, contact the Sales Department.

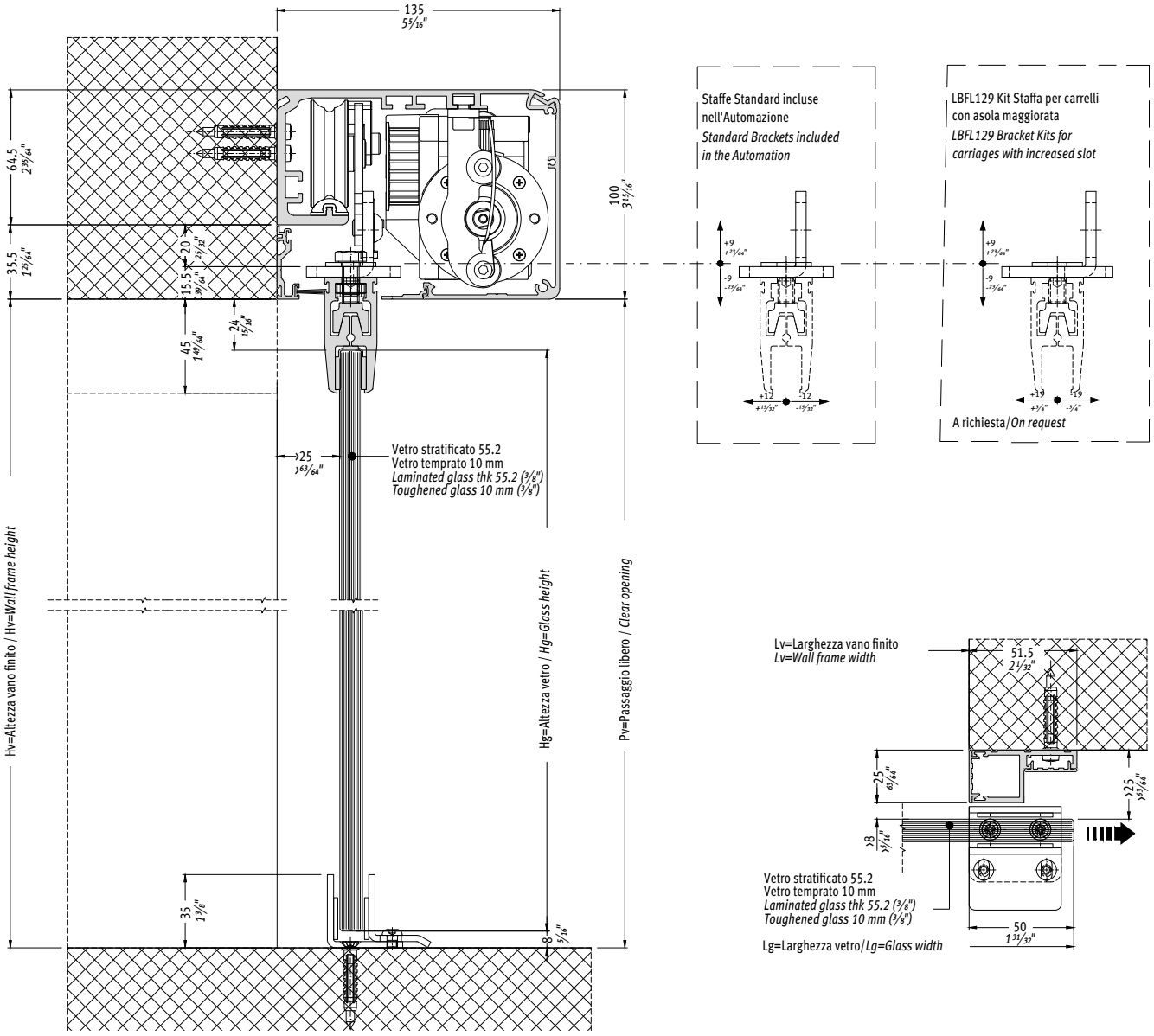

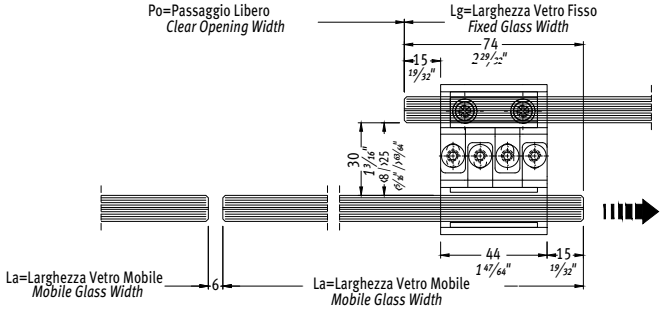

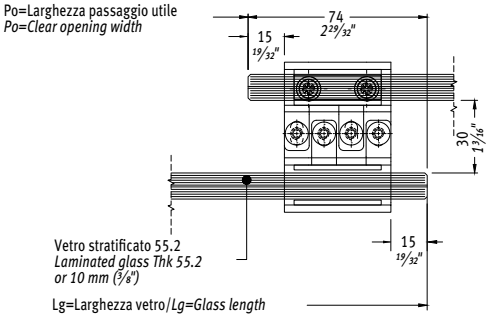

		COMPONENTI IN KIT *COMPONENTS SUPPLIED AS A KIT*			
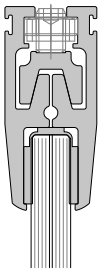	**LBFL101G**	Kit Filo Lucido *Frameless kit*	Grezzo *Mill finish*	1 m *3'3"*	1
	LBFL101A	Kit Filo Lucido *Frameless kit*	Anodizzato *Anodized*	1 m *3'3"*	1
	LBFL102G	Kit Filo Lucido *Frameless kit*	Grezzo *Mill finish*	1,5 m *4'11"*	1
	LBFL102A	Kit Filo Lucido *Frameless kit*	Anodizzato *Anodized*	1,5 m *4'11"*	1
	LBFL103G	Kit Filo Lucido *Frameless kit*	Grezzo *Mill finish*	2 m *6'6"*	1
	LBFL103A	Kit Filo Lucido *Frameless kit*	Anodizzato *Anodized*	2 m *6'6"*	1

		COMPONENTI DA CATALOGO *CATALOGUE COMPONENTS*			
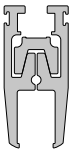	**LBFL110G**	Barra pinza vetro *Clamping bar*	Grezzo *Mill finish*	4 m *13'1"*	1
	LBFL110A	Barra pinza vetro *Clamping bar*	Anodizzato *Anodized*	4 m *13'1"*	1
	LBFL005	Guarnizione pinza con biadesivo *Gasket for clamping bar with adhesive fixing*	Nero *Black*	30 m *98'5"*	1
	**LBFL111**	Kit minuteria per anta mobile *Hardware kit for mobile leaf*			1

		COMPONENTI FUNZIONALI *FUNCTIONAL COMPONENTS*	
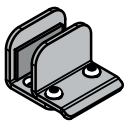	**LBFL106**	Pattino singolo in acciaio inox *Single stainless steel floor guide*	1
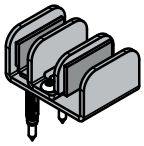	**LBFL105**	Pattino doppio in acciaio inox *Double stainless steel floor guide*	1
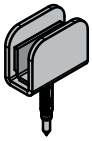	**LBFL107**	Pattino anta fissa in acciaio inox *Stainless steel floor guide*	1
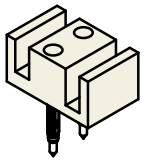	**LBFL112**	Pattino doppio in DELRIN® *Double DELRIN® floor guide*	1
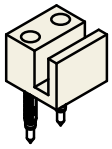	**LBFL113**	Pattino singolo in DELRIN® *Single DELRIN® floor guide*	1
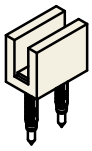	**LBFL114**	Pinza anta fissa in DELRIN® *DELRIN® floor clamp*	1
	**LBFL129**	Kit staffa per carrelli con asola maggiorata 2 pz. *Bracket kit for trolleys with increased slot - 2 pcs*	1

		COMPONENTI OPZIONALI *OPTIONAL COMPONENTS*			
	**LBFL115G**	Kit traverso inferiore *Base transom kit*	Grezzo *Mill finish*	1 m *3'3"*	1
	LBFL115A	Kit traverso inferiore *Base transom kit*	Anodizzato *Anodized*	1 m *3'3"*	1
	LBFL116G	Kit traverso inferiore *Base transom kit*	Grezzo *Mill finish*	1,5 m *4'11"*	1
	LBFL116A	Kit traverso inferiore *Base transom kit*	Anodizzato *Anodized*	1,5 m *4'11"*	1
	LBFL117G	Kit traverso inferiore *Base transom kit*	Grezzo *Mill finish*	2 m *6'6"*	1
	LBFL117A	Kit traverso inferiore *Base transom kit*	Anodizzato *Anodized*	2 m *6'6"*	1
	LBFL118G	Kit traverso inferiore *Base transom kit*	Grezzo *Mill finish*	4 m *13'1"*	1
	LBFL118A	Kit traverso inferiore *Base transom kit*	Anodizzato *Anodized*	4 m *13'1"*	1
	**LBFL120G**	Profilo guida per anta fissa *Floor guide profile*	Grezzo *Mill finish*	1 m *3'3"*	1
	LBFL120A	Profilo guida per anta fissa *Floor guide profile*	Anodizzato *Anodized*	1 m *3'3"*	1
	LBFL121G	Profilo guida per anta fissa *Floor guide profile*	Grezzo *Mill finish*	1,5 m *4'11"*	1
	LBFL121A	Profilo guida per anta fissa *Floor guide profile*	Anodizzato *Anodized*	1,5 m *4'11"*	1
	LBFL122G	Profilo guida per anta fissa *Floor guide profile*	Grezzo *Mill finish*	2 m *6'6"*	1
	LBFL122A	Profilo guida per anta fissa *Floor guide profile*	Anodizzato *Anodized*	2 m *6'6"*	1

		COMPONENTI OPZIONALI *OPTIONAL COMPONENTS*			
	**LBFL125G**	Profilo guida per anta fissa *Floor guide profile*	Grezzo *Mill finish*	4 m *13'1"*	1
	LBFL125A	Profilo guida per anta fissa *Floor guide profile*	Anodizzato *Anodized*	4 m *13'1"*	1
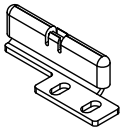	**LBFL126PS**	Pattino sinistro a pavimento *Left floor guide*			1
	LBFL126PD	Pattino destro a pavimento *Right floor guide*			1
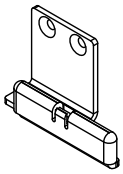	**LBFL126AS**	Pattino per anta sinistra *Left leaf guide*			1
	LBFL126AD	Pattino per anta destra *Right leaf guide*			1
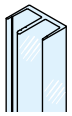	**LBFL130X1**	Guarnizione adesiva centrale per vetro *Central gasket for glass with adhesive fixing*		3 m *9'10"*	1
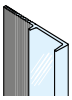	**LBFL131X1**	Guarnizione adesiva laterale per vetro *Side gasket for glass with adhesive fixing*		3 m *9'10"*	1
	**LBFL132**	Dima di montaggio per guarnizioni per Filo Lucido *Mounting cut-out for frameless gaskets*			1



LBFL PLUS

SISTEMI DI PROFILI A FILO LUCIDO MAGGIORATO

Il sistema a FILO LUCIDO MAGGIORATO è stato progettato e realizzato per **vetri** forati, temperati e stratificati di spessore **13/14 e 17/18 mm**
È costituito da un elemento portante in lamiera da 3 mm di spessore opportunamente sagomato e forato. Un trafilato con sagoma ad omega è saldato per tutta la lunghezza sopra l'elemento portante e permette l'uso di un aggancio rapido, mediante staffe pre-filettate e bulloni M8. In dotazione al Kit, 2 pezzi cad/pinza. La pinza è rivestita con lamiera in acciaio inox in finitura Scotch Brite.

Accessori inclusi nel Kit
Nottolino in nylon e viti svasate per fissaggio del vetro alla pinza, kit pattino in acciaio con inserti in nylon per guida inferiore. Il sistema pinza FILO LUCIDO MAGGIORATO è fornito in kit con dimensioni personalizzate da indicare all'atto dell'ordine. Suddiviso in tre pezzi, per lunghezza massima del vetro applicabile.
Peso massimo raccomandato: 150 kg
Contattare l'Ufficio Tecnico per richiedere i moduli d'ordine.

FRAMELESS PROFILE SYSTEMS PLUS

***The FRAMELESS SYSTEM PLUS** has been designed and built for hollow **glass,** toughened and laminated **13/14 and 17/18 mm (½" -⁹⁄₁₆" and ¹¹⁄₁₆")** thickness.*
It consists of a 3 mm (⅛") thick structural element in metal sheet, suitably shaped and perforated.
An omega-shaped drawn element is welded over the entire length above the carrier and allows the use of a fast coupling, by means of pre-threaded brackets and M8 bolts. 2 pieces for each clamp are supplied with the kit.
The clamp is coated with stainless steel in Scotch Brite finish.

Accessories included in the kit
Nylon pawl and countersunk screws for fixing the glass to the clamp, steel guide kit with nylon inserts for the bottom rail. The clamping system is supplied in kit with custom sizes to be specified when ordering.
Divided into three parts, according to the maximum length of the applicable glass.
Max. recommended weight: 150 kg (330 lb)
Contact our Technical Department for the order forms.

Dettaglio tipologico in abbinamento a Eterna/Revolus 150

Typological detail in combination with Eterna/Revolus 150

Soluzione tipologica ma non esaustiva delle possibilità costruttive. Contattare il Servizio Commerciale per maggiori dettagli.
Standard solution, other construction options are available. For details, contact the Sales Department.

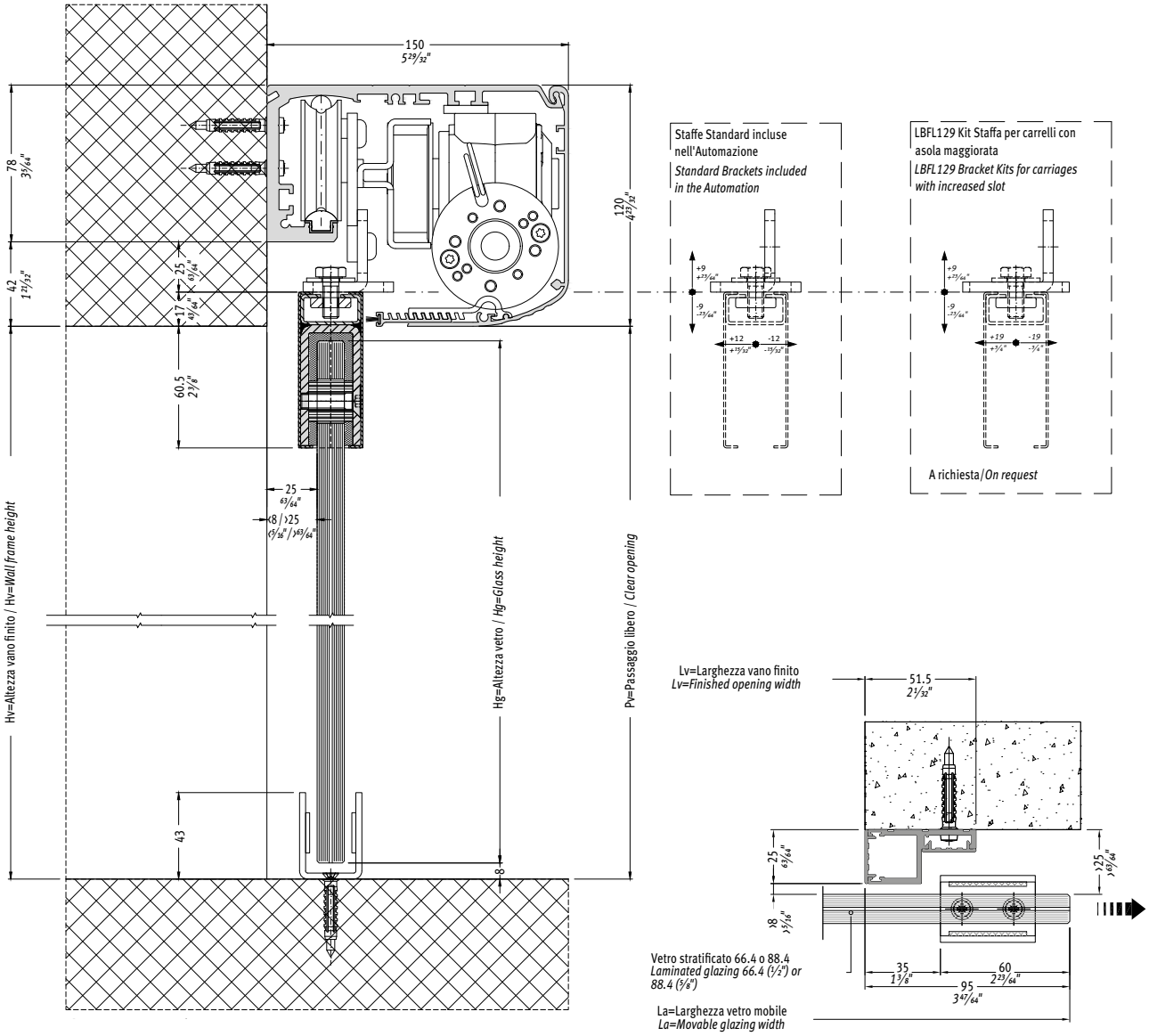

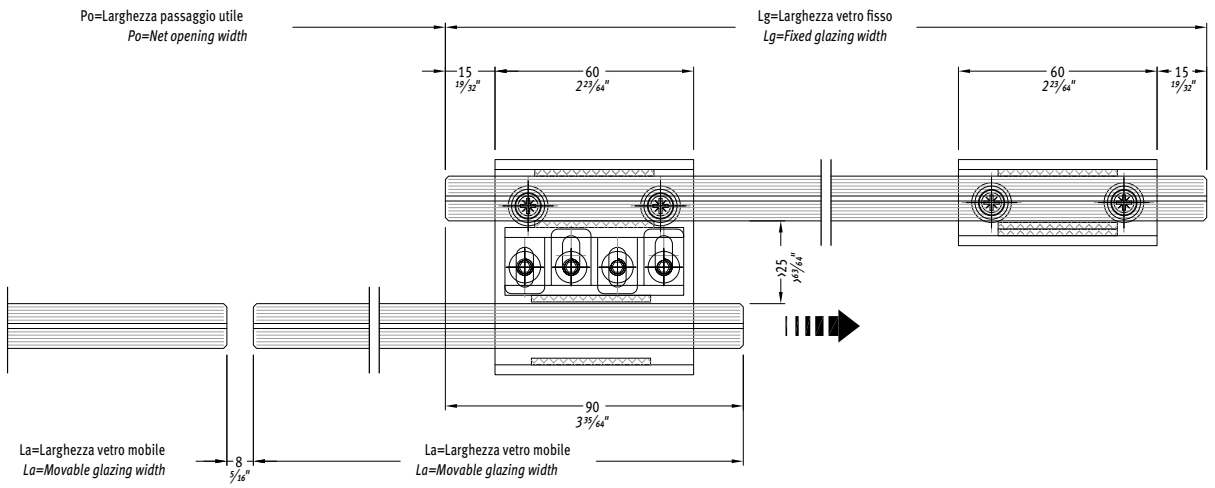

	COMPONENTI IN KIT *COMPONENTS SUPPLIED AS A KIT*		
LBFL201	Kit Filo Lucido con pinza vetro maggiorata per spessori fino a 17,52 mm e pattino inox *Frameless kit with oversize clamp for thickness up to 17,52 mm (11⁄16") and stainless guide*	fino a / *up to* 1 m *3'3"*	1
LBFL202	Kit Filo Lucido con pinza vetro maggiorata per spessori fino a 17,52 mm e pattino inox *Frameless kit with oversize clamp for thickness up to 17,52 mm (11⁄16") and stainless guide.*	fino a / *up to* 1,2 m	1
LBFL203	Kit Filo Lucido con pinza vetro maggiorata per spessori fino a 17,52 mm e pattino inox *Frameless kit with oversize clamp for thickness up to 17,52 mm (11⁄16") and stainless guide*	fino a / *up to* 1,45 m	1

Sono possibili soluzioni personalizzate e di lunghezza superiore; contattare il Servizio Commerciale.

Customised and longer solutions can be provided; please contact the Sales Department.

		COMPONENTI FUNZIONALI *FUNCTIONAL COMPONENTS*	
	**LBFL205**	Pattino doppio in acciaio inox per soluzione scorrevole vetro 66.4 *Double stainless steel floor guide for sliding glass 66.4 or 12 mm (½")*	1
	**LBFL206**	Pattino singolo in acciaio inox per soluzione telescopica vetro 66.4 *Single stainless steel floor guide for telescopic glass 66.4 or 12 mm (½")*	1
	**LBFL207**	Pattino doppio in acciaio inox per soluzione telescopica vetro 66.4 *Double stainless steel floor guide for telescopic glass 66.4 or 12 mm (½")*	1

Non sono previste soluzioni con vetro 88.4.

Solutions with 88.4 or 16 mm (⅝") glass are not allowed.


UNO
SPAZIO
PER VOI



LB18

SISTEMI DI PROFILI ANTE PER VETRO
con spessore da 8 a 10 mm

LB18: la soluzione perfetta che unisce estetica, funzionalità e robustezza.

Il profilo LB18, **in abbinamento con le automazioni ETERNA e REVOLUS** (anche nelle versioni a due ante e telescopiche) permette la creazione di porte dal design sobrio ed apprezzate per la struttura snella e resistente.
Le porte scorrevoli realizzate con il profilo LB18 sono ideali per l'utilizzo in interni o in ambienti dove è richiesta una porta con il minimo ingombro.

La speciale geometria del profilo garantisce un ottimo bilanciamento alla struttura e, grazie soprattutto alla fluidità del movimento tipica dei nostri automatismi, la porta non subirà la minima sollecitazione, rendendola praticamente indistruttibile e sempre al massimo nelle prestazioni.

LB18: il profilo che non ti aspetti.

LEAF PROFILES FOR GLAZING
8 to 10 mm (5⁄16" to 3⁄8") thickness

LB18: *the perfect solution, blending design with functionality and sturdiness.*

The LB18 profile, ***in combination with the automations ETERNA and REVOLUS*** *(also in two-leaf and telescopic versions) makes it possible to create doors with an elegant design, valued for their slender structure and sturdiness.*
Sliding doors with LB18 profiles are ideal for indoor use or in settings requiring a door that takes up the least possible amount of space.

The profile's special geometry ensures that the structure is optimally balanced and, thanks largely to the smooth motion typical of our automations, the door will not be subject to any stress, making it practically indestructible and always able to provide excellent performance.

LB18: the profile you weren't expecting.


SWAROVSKI
CROCE ROSSA ITALIANA

Porta scorrevole a due ante mobili e due ante fisse
Two mobile leaves/two fixed leaves sliding door

Soluzione tipologica ma non esaustiva delle possibilità costruttive. Contattare il Servizio Commerciale per maggiori dettagli.
Standard solution, other construction options are available. For details, contact the Sales Department.

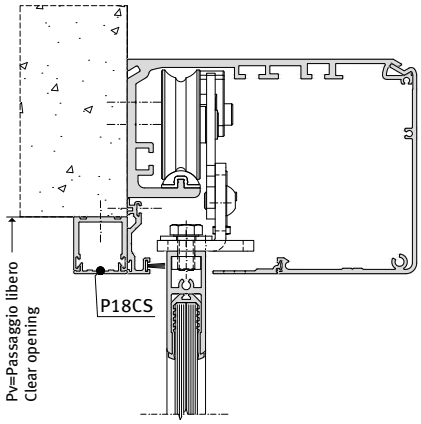

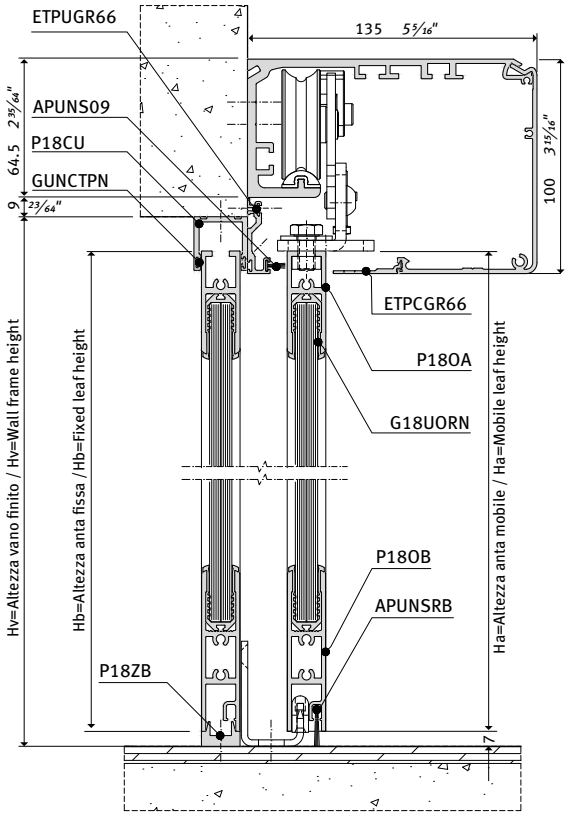

Sezione Verticale con Automatismo **ETERNA 90**
*Vertical Section with automation **ETERNA 90***

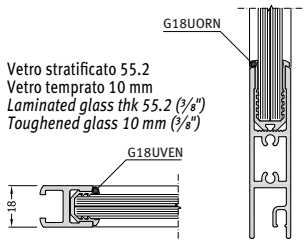

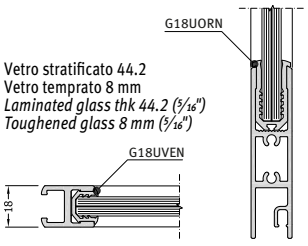

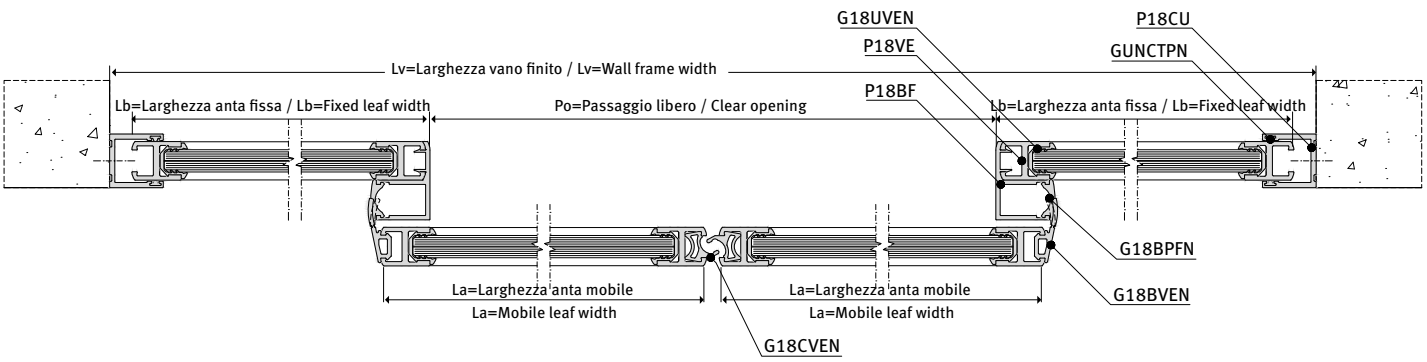

Porta telescopica a due ante mobili e laterale fisso
Two mobile leaves/one fixed leaf telescopic door

Soluzione tipologica ma non esaustiva delle possibilità costruttive. Contattare il Servizio Commerciale per maggiori dettagli.
Standard solution, other construction options are available. For details, contact the Sales Department.

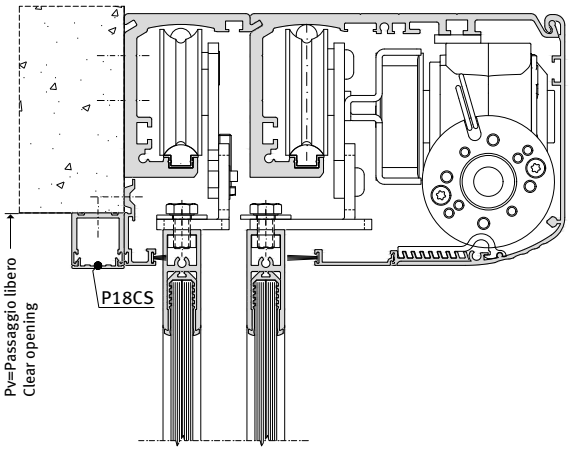

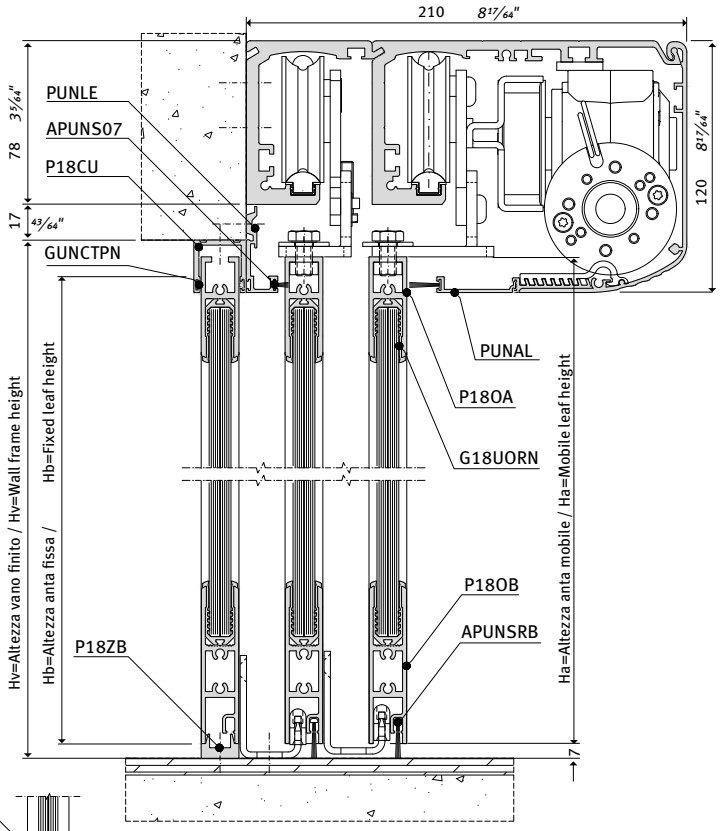

Sezione Verticale con Automatismo **ETERNA 300 T**
*Vertical Section with automation **ETERNA 300 T***

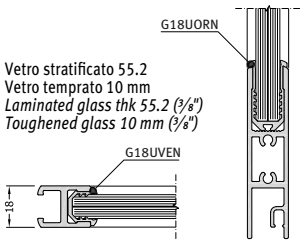

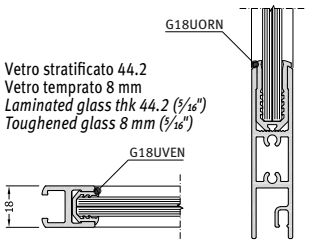

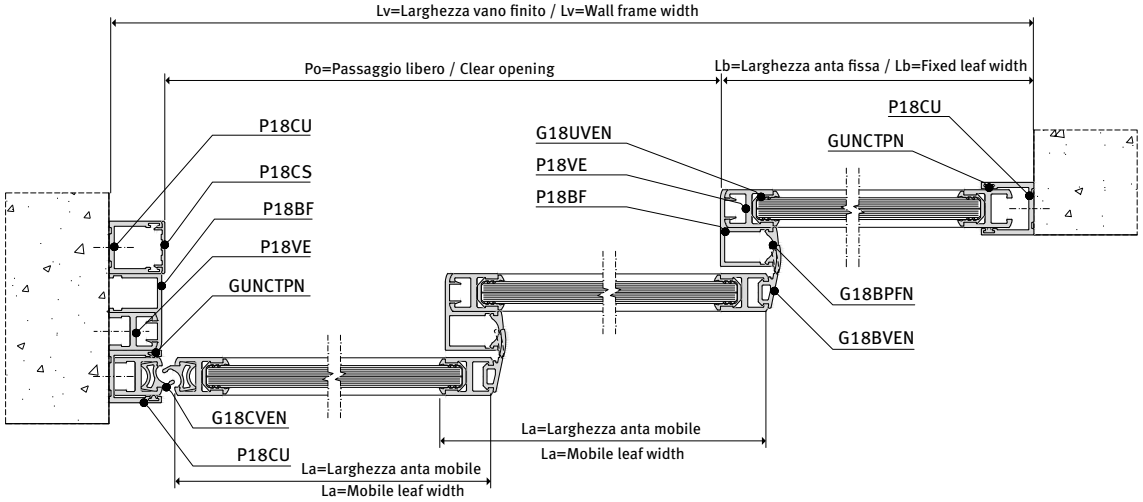

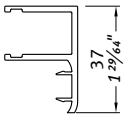	**P18BF**	Profilo di chiusura *Cover profile*	**P18BFGR** **P18BFAN**		•			Grezzo *Mill finish* Anodizzato *Anodized*	5,10 m *16'8"*	12
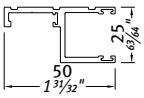	**P18CH**	Profilo perimetrale *Contour frame profile*	**P18CHGR** **P18CHAN**				•	Grezzo *Mill finish* Anodizzato *Anodized*	5,10 m *16'8"*	6
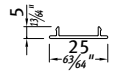	**P18CS**	Profilo di chiusura a scatto *Snap-on cover profile*	**P18CSGR** **P18CSAN**				•	Grezzo *Mill finish* Anodizzato *Anodized*	5,10 m *16'8"*	6
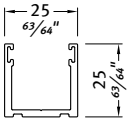	**P18CU**	Profilo perimetrale *Contour frame profile*	**P18CUGR** **P18CUAN**				•	Grezzo *Mill finish* Anodizzato *Anodized*	5,10 m *16'8"*	10
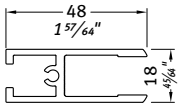	**P18OA**	Profilo traverso superiore *Upper transom*	**P18OAGR** **P18OAAN**	•	•			Grezzo *Mill finish* Anodizzato *Anodized*	5,10 m *16'8"*	5
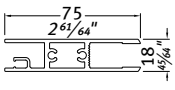	**P18OB**	Profilo traverso inferiore *Base transom*	**P18OBGR** **P18OBAN**	•	•			Grezzo *Mill finish* Anodizzato *Anodized*	5,10 m *16'8"*	5
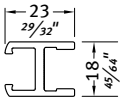	**P18VE**	Profilo montante *Jamb*	**P18VEGR** **P18VEAN**	•	•			Grezzo *Mill finish* Anodizzato *Anodized*	5,10 m *16'8"*	10

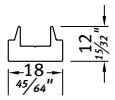	**P18ZB**	Profilo guida per anta fissa *Floor guide profile*	**P18ZBGR** **P18ZBAN**	•				Grezzo *Mill finish* Anodizzato *Anodized*	5,10 m *16'8"*	20
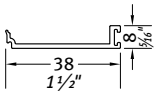	**PUNAL**	Profilo di compensazione per telescopica *Extension profile for telescopic opening*	**PUNALGR** **PUNALAN**		•			Grezzo *Mill finish* Anodizzato *Anodized*	5,10 m *16'8"*	6
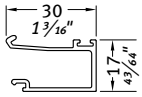	**PUNCA**	Profilo di compensazione per profilo autoportante *Closing profile for Self-Supporting transom*	**PUNCAGR** **PUNCAAN**		•			Grezzo *Mill finish* Anodizzato *Anodized*	5,10 m *16'8"*	6
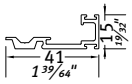	**PUNLE**	Profilo perimetrale *Contour frame profile*	**PUNLEGR** **PUNLEAN**		•			Grezzo *Mill finish* Anodizzato *Anodized*	5,10 m *16'8"*	10

LB18 - ETERNA 150
LB18 - ETERNA 150



	**G18BCVN**	Guarnizione di chiusura laterale *Side closing gasket*		•			Nero *Black*	30 m *98'5"*	1
	**G18BPFN**	Guarnizione di copertura profilo *Profile cover gasket*	•				Nero *Black*	30 m *98'5"*	1
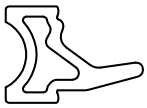	**G18CVEN**	Guarnizione di tenuta centrale *Tightness central gasket*		•			Nero *Black*	30 m *98'5"*	1
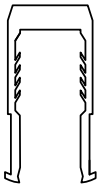	**G18UORN**	Guarnizione orizzontale a "U" per vetro da 10 mm *"U" glazing horizontal gasket for 10 mm (3/8") thk glass*	•	•			Nero *Black*	30 m *98'5"*	1
	**G18UVEN**	Guarnizione verticale a "U" per vetro da 10 mm *"U" glazing vertical gasket for 10 mm (3/8") thk glass*	•	•			Nero *Black*	30 m *98'5"*	1
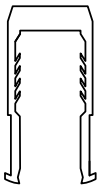	**G18UOR8**	Guarnizione orizzontale a "U" per vetro da 8 mm *"U" glazing horizontal gasket for 8 mm (5/16") thk glass*	•	•			Nero *Black*	30 m *98'5"*	1
	**G18UVE8**	Guarnizione verticale a "U" per vetro da 8 mm *"U" glazing vertical gasket for 8 mm (5/16") thk glass*	•	•			Nero *Black*	30 m *98'5"*	1
	**GUNCTPN**	Guarnizione universale tenuta profili *Spacer gasket for profiles*				•	Nero *Black*	200 m *656'2"*	1
	GUNCTPN-30M	Guarnizione universale tenuta profili *Spacer gasket for profiles*				•	Nero *Black*	30 m *98'5"*	1

	**AP18PAA-X**	Piastra di aggancio anta *Mobile leaf fixing plate*		•			Ferro Zincato *Galvanized iron*	10
	**AP18PAD-X**	Pattino per anta destra *Right leaf guide*		•			AISI 304	10
	**AP18PAS-X**	Pattino per anta sinistra *Left leaf guide*		•			AISI 304	10
	**AP18PPD-X**	Pattino destro a pavimento *Right floor guide*		•			AISI 304	10
	**AP18PPS-X**	Pattino sinistro a pavimento *Left floor guide*		•			AISI 304	10

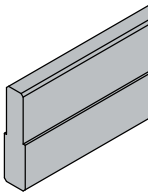	**PRPO13X50X2**	Guida in polizene sagomata *Polizene shaped bar*		•				2 m *6'6"*	1
	GS20X1	Guida a incasso *Recessed floor guide*		•			Lamiera Inox *Stainless steel sheet*	2 m *6'6"*	1
	**GS25X1**	Guida a incasso *Recessed floor guide*		•			Lamiera Inox *Stainless steel sheet*	2,5 m *8'2"*	1
	GS30X1	Guida a incasso *Recessed floor guide*		•			Lamiera Inox *Stainless steel sheet*	3 m *9'10"*	1

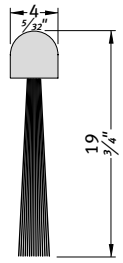	**APUNSRB**	Spazzolino 4x19 mm in barre *Brush gasket 4x19 mm (3/16"x3/4") in bars*		•			Nero *Black*	2,5 m *8'2"*	1
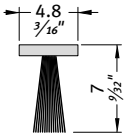	**APUNS07**	Spazzolino 4,8x7 mm *Brush gasket 4,8x7 mm (3/16"x1/4")*	•	•			Nero *Black*	200 m *656'2"*	1
	APUNS07-50M	Spazzolino 4,8x7 mm *Brush gasket 4,8x7 mm (3/16"x1/4")*	•	•			Nero *Black*	50 m *164'1/2"*	1
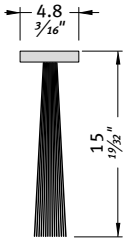	**APUNS15**	Spazzolino 4,8x15 mm *Brush gasket 4,8x15 mm (3/16"x9/16")*		•			Nero *Black*	225 m *738'2"*	1
	APUNS15-50M	Spazzolino 4,8x15 mm *Brush gasket 4,8x15 mm (3/16"x9/16")*		•			Nero *Black*	50 m *164'1/2"*	1
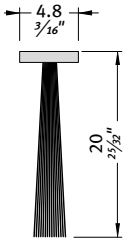	**APUNS20**	Spazzolino 4,8x20 mm *Brush gasket 4,8x20 mm (3/16"x13/16")*		•			Nero *Black*	125 m *410'1"*	1
	APUNS20-50M	Spazzolino 4,8x20 mm *Brush gasket 4,8x20 mm (3/16"x13/16")*		•			Nero *Black*	50 m *164'1/2"*	1





LB50 con automazione ETERNA 150
LB50 with automation ETERNAL 150



LB35

SISTEMI DI PROFILI ANTE PER VETRO
con spessore fino a 28 mm

Il nuovissimo profilo **LB35** non ha rivali e si pone ai massimi livelli della categoria per resistenza, leggerezza e versatilità.

Il profilo **LB35**, in abbinamento con le **automazioni ETERNA e REVOLUS** (anche nelle versioni telescopiche) permette la creazione di porte dal design sobrio ed apprezzate per la struttura snella e resistente.

Solidità, resistenza agli urti e alle flessioni sono infatti fattori determinanti per l'uso della porta in condizioni estreme, dove cioè la frequenza di utilizzo e le sollecitazioni ambientali sono particolarmente elevate.

Su questo profilo possono essere installati vari tipi di chiusure e serrature.

LB35: il profilo che fa la differenza.

LEAF PROFILES FOR GLAZING
with thickness up to 28 mm (1⅛")

*The brand new **LABEL LB35** profile knows no rivals. It represents the top of its class in terms of sturdiness, lightness and versatility.*

*The **LB35** profile, in combination with **ETERNA and REVOLUS automations** (including in telescopic versions) makes it possible to create doors with an elegant design, valued for their slender structure and sturdiness.*

Strength and resistance to impacts and to flexion are determining factors when doors are being used in extreme conditions, or, in other words, where traffic and the number of environmental stresses are particularly high.

Different types of latches and locks can be installed on this profile.

LB35: the profile that makes all the difference.

Porta scorrevole a due ante mobili e due ante fisse
Two mobile leaves/two fixed leaves sliding door

Soluzione tipologica ma non esaustiva delle possibilità costruttive. Contattare il Servizio Commerciale per maggiori dettagli.
Standard solution, other construction options are available. For details, contact the Sales Department.

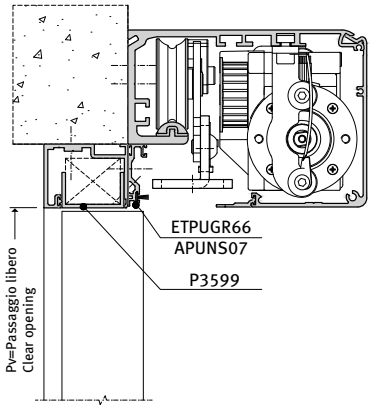

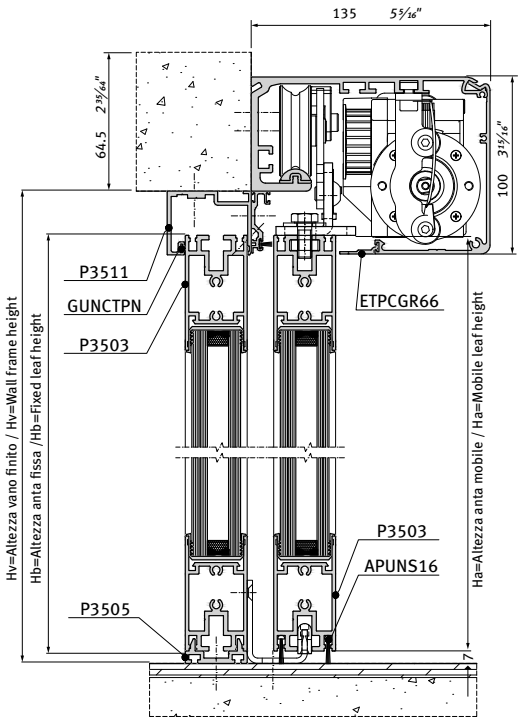

Sezione Verticale con Automatismo **ETERNA 90**
*Vertical Section with automation **ETERNA 90***

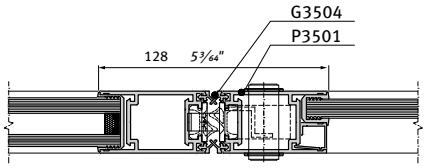

Soluzione con **Serratura Centrale**
*Solution with **Central Lock***

Vetro Stratificato **44.2**
Vetro temprato **8 mm**
*Laminated glass thk **44.2 (5/16")***
*Toughened glass **8 mm (5/16")***

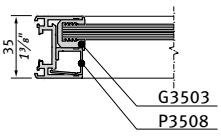

Vetro Stratificato **55.2**
Vetro temprato **10 mm**
*Laminated glass thk **55.2 (3/8")***
*Toughened glass **10 mm (3/8")***

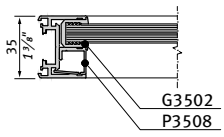

Vetro Isolante
33.2-14-33.2 (28 mm)
Insulated glass thk
33.2-14-33.2 (1 1/8")

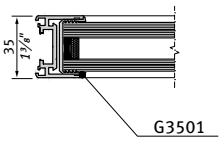

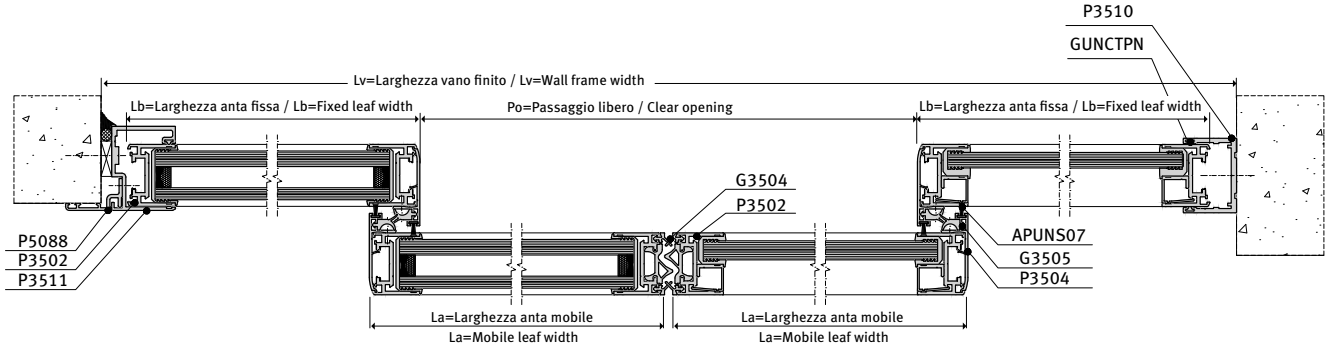

Porta scorrevole a due ante mobili e due ante fisse con soluzione a scomparsa
Two mobile leaves/two fixed leaves sliding door with recessed system

Soluzione tipologica ma non esaustiva delle possibilità costruttive. Contattare il Servizio Commerciale per maggiori dettagli.
Standard solution, other construction options are available. For details, contact the Sales Department.

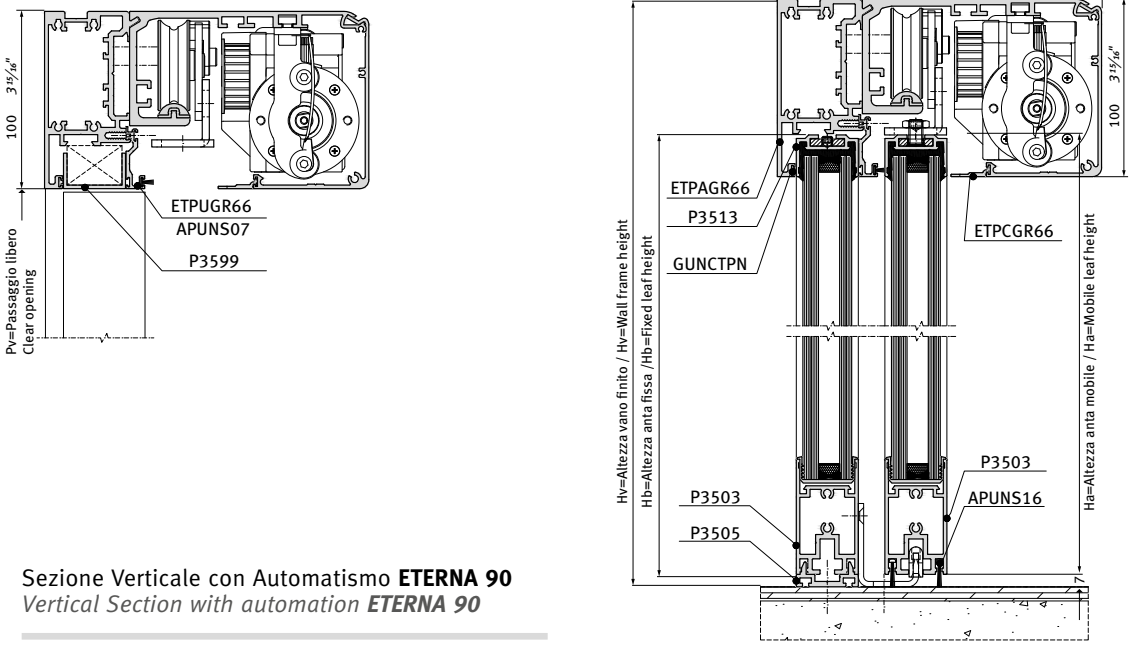

Sezione Verticale con Automatismo **ETERNA 90**
*Vertical Section with automation **ETERNA 90***

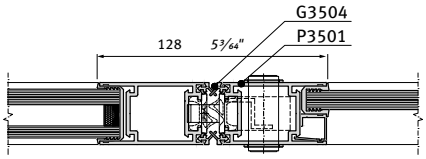

Soluzione con **Serratura Centrale**
*Solution with **Central Lock***

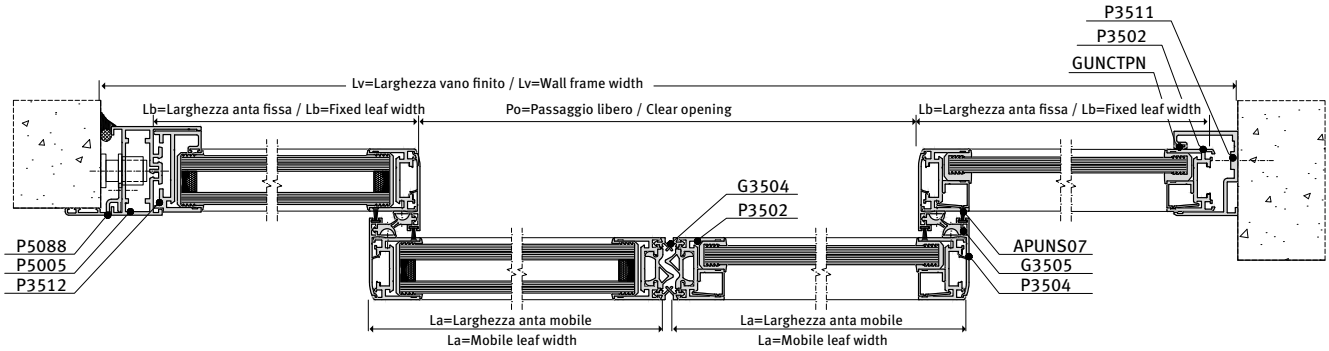

Vetro Stratificato **44.2**
Vetro temprato **8 mm**
*Laminated glass thk **44.2 (5/16")***
*Toughened glass **8 mm (5/16")***

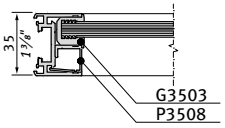

Vetro Stratificato **55.2**
Vetro temprato **10 mm**
*Laminated glass thk **55.2 (3/8")***
*Toughened glass **10 mm (3/8")***

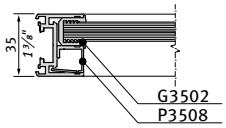

Vetro Isolante
33.2-14-33.2 (28 mm)
Insulated glass thk
33.2-14-33.2 (1 1/8")

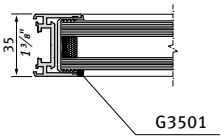

Porta telescopica a due ante mobili e laterale fisso
Telescopic door featuring two mobile leaves/one fixed leaf

Soluzione tipologica ma non esaustiva delle possibilità costruttive. Contattare il Servizio Commerciale per maggiori dettagli.
Standard solution, other construction options are available. For details, contact the Sales Department.

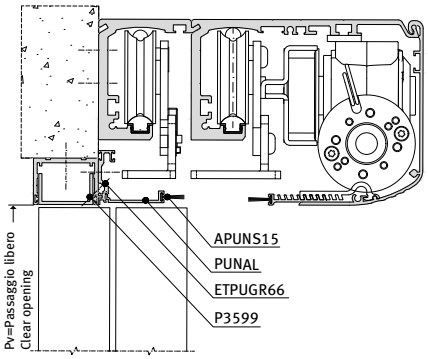

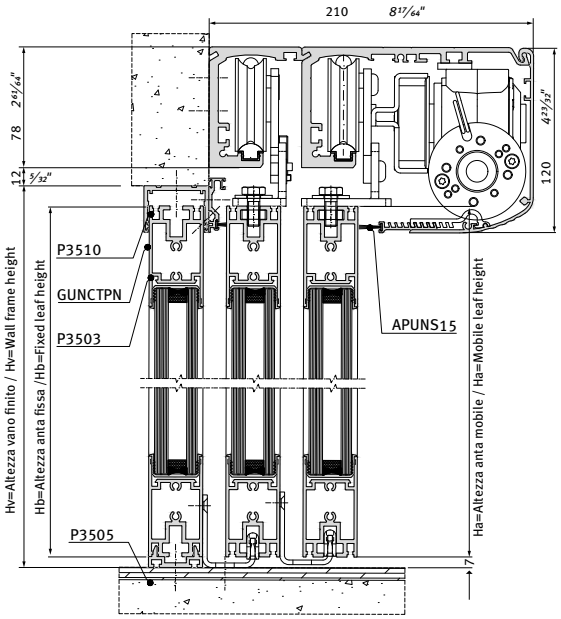

Sezione Verticale con Automatismo **ETERNA 300 T**
*Vertical Section with automation **ETERNA 300 T***

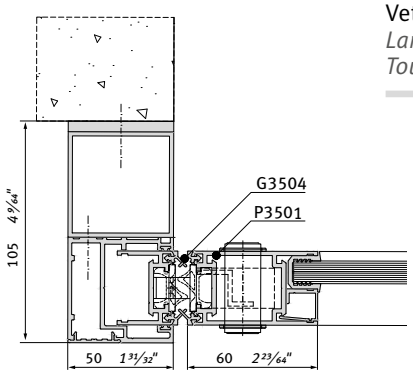

Vetro Stratificato **44.2**
Vetro temprato **8 mm**
*Laminated glass thk **44.2 (5/16")***
*Toughened glass **8 mm (5/16")***

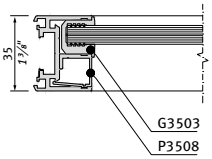

Vetro Stratificato **55.2**
Vetro temprato **10 mm**
*Laminated glass thk **55.2 (3/8")***
*Toughened glass **10 mm (3/8")***

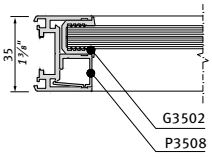

Vetro Isolante
33.2-14-33.2 (28 mm)
Insulated glass thk
33.2-14-33.2 (1 1/8")

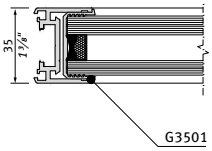

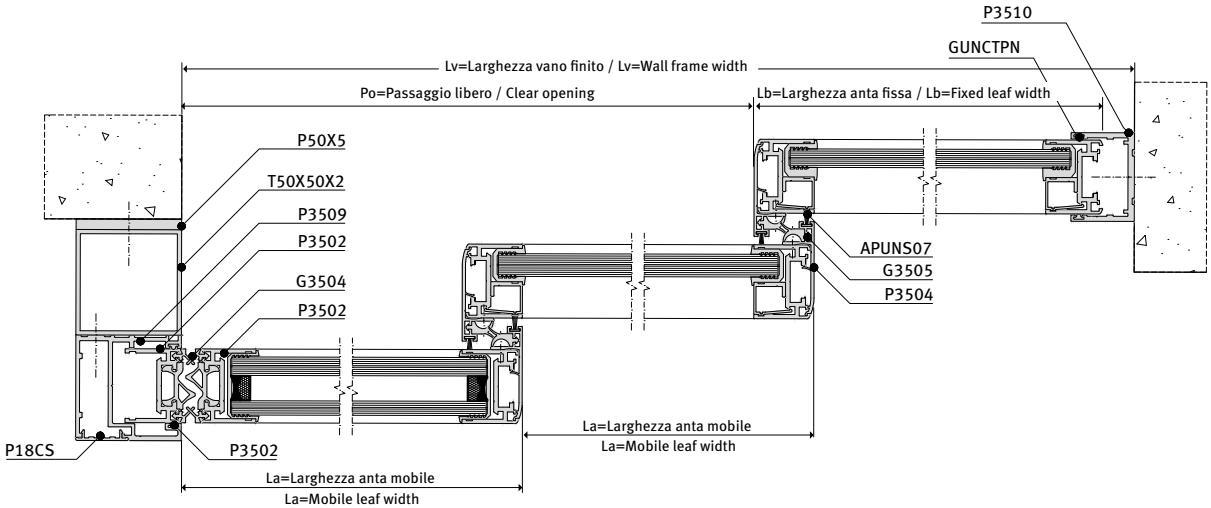

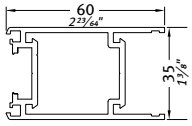	**P3501**	Profilo montante maggiorato *Oversized jamb profile*	**P3501G51** **P3501A51**	•	•		•	Grezzo *Mill finish* Anodizzato *Anodized*	5,10 m *16'8"*	3
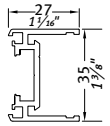	**P3502**	Profilo montante *Jamb*	**P3502G51** **P3502A51**	•	•		•	Grezzo *Mill finish* Anodizzato *Anodized*	5,10 m *16'8"*	6
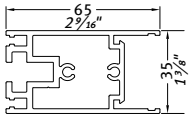	**P3503**	Profilo traverso *Transom*	**P3503G51** **P3503A51**	•	•			Grezzo *Mill finish* Anodizzato *Anodized*	5,10 m *16'8"*	3
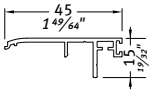	**P3504**	Profilo chiusura laterale *Side closure profile*	**P3504G51** **P3504A51**	•	•			Grezzo *Mill finish* Anodizzato *Anodized*	5,10 m *16'8"*	12
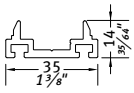	**P3505**	Profilo guida per anta fissa *Floor guide profile*	**P3505G51** **P3505A51**	•				Grezzo *Mill finish* Anodizzato *Anodized*	5,10 m *16'8"*	8
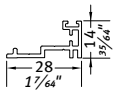	**P3506**	Profilo perimetrale *Contour frame profile*	**P3506G51** **P3506A51**				•	Grezzo *Mill finish* Anodizzato *Anodized*	5,10 m *16'8"*	14
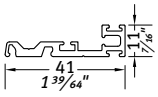	**P3507**	Profilo perimetrale *Contour frame profile*	**P3507G51** **P3507A51**	•				Grezzo *Mill finish* Anodizzato *Anodized*	5,10 m *16'8"*	6

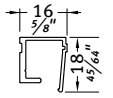	**P3508**	Profilo fermavetro *Glazing bead*	**P3508G51** **P3508A51**	•	•			Grezzo *Mill finish* Anodizzato *Anodized*	5,10 m *16'8"*	20
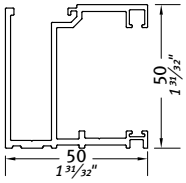	**P3509**	Profilo guida muro *Wall frame profile*	**P3509G51** **P3509A51**				•	Grezzo *Mill finish* Anodizzato *Anodized*	5,10 m *16'8"*	4
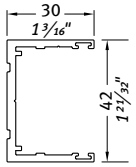	**P3510**	Profilo guida muro *Wall frame profile*	**P3510G51** **P3510A51**				•	Grezzo *Mill finish* Anodizzato *Anodized*	5,10 m *16'8"*	4
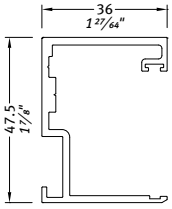	**P3511**	Profilo guida muro *Wall frame profile*	**P3511G51** **P3511A51**	•				Grezzo *Mill finish* Anodizzato *Anodized*	5,10 m *16'8"*	6
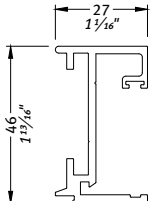	**P3512**	Montante per anta a scomparsa *Jamb for concealed leaf*	**P3512G51** **P3512A51**	•				Grezzo *Mill finish* Anodizzato *Anodized*	5,10 m *16'8"*	6
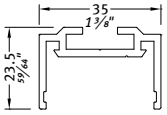	**P3513**	Traverso per anta a scomparsa *Transom for concealed leaf*	**P3513G51** **P3513A51**	•	•			Grezzo *Mill finish* Anodizzato *Anodized*	5,10 m *16'8"*	6
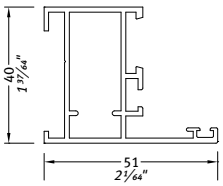	**P3598**	Telaio per sopraluce *Frame profile for fanlight*	**P3598G65** **P3598A65**			•		Grezzo *Mill finish* Anodizzato *Anodized*	6,50 m *21'3"*	1

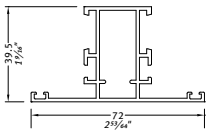	**P3596**	Verticale intermedio per sopraluce *Jamb/transom for fanlight*	**P3596G65** **P3596A65**			•		Grezzo *Mill finish* Anodizzato *Anodized*	6,50 m *21'3"*	1
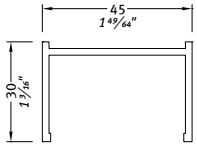	**P3595**	Profilo perimetrale *Contour frame profile*	**P3595G65** **P3595A65**			•		Grezzo *Mill finish* Anodizzato *Anodized*	6,50 m *21'3"*	1
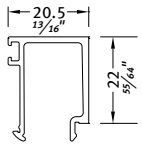	**P3594**	Fermavetro da 20,5 per sopraluce *20,5 (13⁄16") glazing bead for fanlight*	**P3594G65** **P3594A65**			•		Grezzo *Mill finish* Anodizzato *Anodized*	6,50 m *21'3"*	1
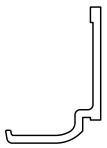	**P3593**	Fermapannello per sopraluce *2 mm (1⁄16") glazing bead for fanlight*	**P3593G65** **P3593A65**			•		Grezzo *Mill finish* Anodizzato *Anodized*	6,50 m *21'3"*	1
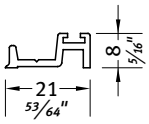	**P5087**	Profilo portaspazzolino *Brush holder profile*	**P5087G65** **P5087A65**				•	Grezzo *Mill finish* Anodizzato *Anodized*	6,50 m *21'3"*	1
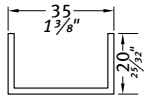	**P3599**	Profilo ad U 35x20x2 mm *Ducts 35x20x2 mm (1⅜"x13⁄16"x1⁄16")*	**P3599G65** **P3599A65**				•	Grezzo *Mill finish* Anodizzato *Anodized*	6,50 m *21'3"*	1
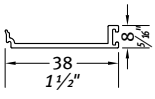	**PUNAL**	Profilo di compensazione per telescopica *Extension profile for telescopic opening*	**PUNALGR** **PUNALAN**		•			Grezzo *Mill finish* Anodizzato *Anodized*	5,10 m *16'8"*	6

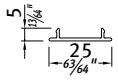	**P18CS**	Profilo coperchio a scatto *Snap-on cover profile*	**P18CSGR** **P18CSAN**		•			Grezzo *Mill finish* Anodizzato *Anodized*	5,10 m *16'8"*	6
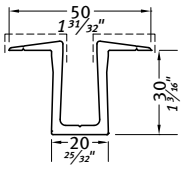	**P4607**	Profilo guida a pavimento *Recessed floor guide*	**P4607A65**		•			Grezzo *Mill finish* Anodizzato *Anodized*	6,50 m *21'3"*	1

SISTEMA LB35 CON AUTOMAZIONE ETERNA 300 T
SYSTEM LB35 WITH AUTOMATION ETERNA 300 T



	**G3501**	Guarnizione adesivizzata a U per vetro 44.2-12-33.2 *"U" adhesive gasket for 44.2-12-33.2 or 28 mm (1⅛") glass*	•	•			Nero *Black*	30 m *98'5"*	1
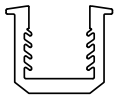	**G3502**	Guarnizione adesivizzata a U per vetro 55.2 *"U" adhesive gasket for 55.2 or 10 mm (⅜") glass*	•	•			Nero *Black*	30 m *98'5"*	1
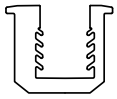	**G3503**	Guarnizione adesivizzata a U per vetro 44.2 *"U" adhesive gasket for 44.2 or 8 mm (5/16") glass*	•	•			Nero *Black*	30 m *98'5"*	1
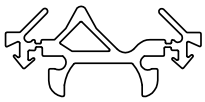	**G3504**	Guarnizione di tenuta centrale *Tightness central gasket*		•			Nero *Black*	30 m *98'5"*	1
	**G3505**	Guarnizione di tenuta laterale *Tightness side gasket*	•	•			Nero *Black*	30 m *98'5"*	1
	**GUNCTPN**	Guarnizione universale tenuta profili *Spacer gasket for profiles*				•	Nero *Black*	200 m *656'2"*	1
	GUNCTPN-30M	Guarnizione universale tenuta profili *Spacer gasket for profiles*				•	Nero *Black*	30 m *98'5"*	1
	**G35NE98**	Guarnizione interna fermavetri da 6 mm *Internal gasket for 6 mm (¼") seat*	•	•	•		Nero *Black*	110 m *410'1"*	1
	G35NE98-50M	Guarnizione interna fermavetri da 6 mm *Internal gasket for 6 mm (¼") seat*	•	•	•		Nero *Black*	50 m *164'½"*	1
	**G35NE99**	Guarnizione interna fermavetri da 5 mm *Internal gasket for 5 mm (3/16") seat*	•	•	•		Nero *Black*	125 m *410'1"*	1
	G35NE99-50M	Guarnizione interna fermavetri da 5 mm *Internal gasket for 5 mm (3/16") seat*	•	•	•		Nero *Black*	50 m *164'½"*	1

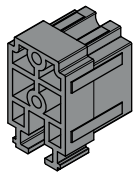	**AP3501-X**	Blocchetto di fissaggio *Junction block*	•	•			Plastica nera *Black rubber*	10
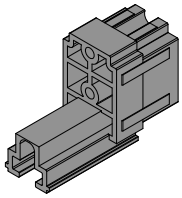	**AP3502-X**	Blocchetto di fissaggio per montante maggiorato *Junction block for oversized jamb*	•	•			Plastica nera *Black rubber*	10
	**AP35PAA-X**	Piastra di aggancio anta *Mobile leaf fixing plate*		•			Ferro Zincato *Galvanized iron*	10
	**AP35PAD-X**	Pattino per anta destra *Right leaf guide*		•			AISI 304	10
	**AP35PAS-X**	Pattino per anta sinistra *Left leaf guide*		•			AISI 304	10
	**AP35PPD-X**	Pattino destro a pavimento *Right floor guide*		•			AISI 304	10
	**AP35PPS-X**	Pattino sinistro a pavimento *Left floor guide*		•			AISI 304	10
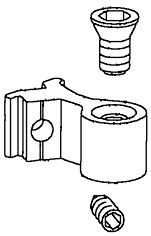	**AP3508-X**	Cavallotto per profilo P3596 *Cleat for P3596 profile*			•			10

	**AP3509-X**	Squadretta per sopraluce *Corner cleat for fanlight*			•				10
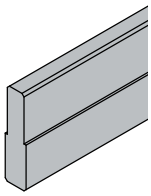	**PRPO10X40X2**	Guida in polizene sagomata *Polizene shaped bar*		•				2 m *6'6"*	1
	**GS20X1**	Guida a incasso *Recessed floor guide*		•			Lamiera Inox *Stainless steel sheet*	2 m *6'6"*	1
	GS25X1	Guida a incasso *Recessed floor guide*		•			Lamiera Inox *Stainless steel sheet*	2,5 m *8'2"*	1
	GS30X1	Guida a incasso *Recessed floor guide*		•			Lamiera Inox *Stainless steel sheet*	3 m *9'10"*	1
	**APUNPSA**	KIT accessori automazione singola anta mobile versione con anta di protezione *Additional brackets kit for using with pocket screen version*		•					1
	**APUNPSS**	KIT accessori porta singola anta mobile versione con anta di protezione *Additional door accessories kit for using with pocket screen version*		•					1
	**APUNPSI**	KIT accessori per posa porta singola anta mobile versione con anta di protezione *Additional installation accessories kit for using with pocket screen version*		•					1

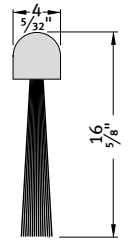	**APUNS16**	Spazzolino 4x16 mm in barre *Brush gasket 4x16 mm (3/16"x5/8") in bars*		•			Nero *Black*	2,5 m *8'2"*	1
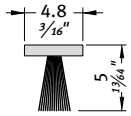	**APUNS05**	Spazzolino 4,8x5 mm *Brush gasket 4,8x5 mm (3/16"x3/16")*		•			Nero *Black*	500 m *1640'5"*	1
	APUNS05-50M	Spazzolino 4,8x5 mm *Brush gasket 4,8x5 mm (3/16"x3/16")*		•			Nero *Black*	50 m *164'½"*	1
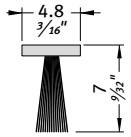	**APUNS07**	Spazzolino 4,8x7 mm *Brush gasket 4,8x7 mm (3/16"x1/4")*	•	•			Nero *Black*	100 m *328'1"*	1
	APUNS07-50M	Spazzolino 4,8x7 mm *Brush gasket 4,8x7 mm (3/16"x1/4")*	•	•			Nero *Black*	50 m *164'½"*	1
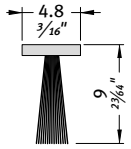	**APUNS09**	Spazzolino 4,8x9 mm *Brush gasket 4,8x9 mm (3/16"x3/8")*		•			Nero *Black*	225 m *738'2"*	1
	APUNS09-50M	Spazzolino 4,8x9 mm *Brush gasket 4,8x9 mm (3/16"x3/8")*		•			Nero *Black*	50 m *164'½"*	1
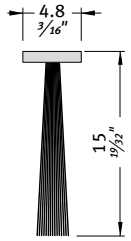	**APUNS15**	Spazzolino 4,8x15 mm *Brush gasket 4,8x15 mm (3/16"x9/16")*		•			Nero *Black*	225 m *738'2"*	1
	APUNS15-50M	Spazzolino 4,8x15 mm *Brush gasket 4,8x15 mm (3/16"x9/16")*		•			Nero *Black*	50 m *164'½"*	1
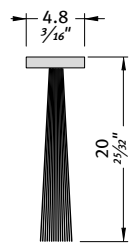	**APUNS20**	Spazzolino 4,8x20 mm *Brush gasket 4,8x20 mm (3/16"x13/16")*		•			Nero *Black*	125 m *410'1"*	1
	APUNS20-50M	Spazzolino 4,8x20 mm *Brush gasket 4,8x20 mm (3/16"x13/16")*		•			Nero *Black*	50 m *164'½"*	1

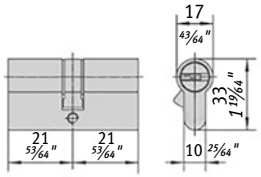	**V00170**	Cilindro F5 42 mm (21+21) a doppio profilo *Nickel-plated shaped cylinder 21+21 (13/16"+13/16")*		•			Nichelato *Nickel-plated*	1
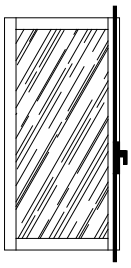	**V00171**	Kit serratura con chiusura a 3 punti *Complete 3 points lock*		•			Inox *Stainless steel*	1
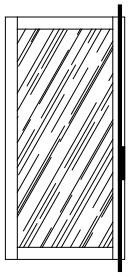	**V00172**	Kit serratura con chiusura alto/basso *Complete upper/lower closure lock*		•			Inox *Stainless steel*	1
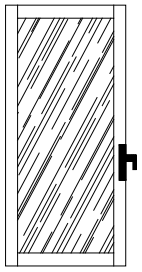	**V00173**	Kit serratura a chiusura centrale *Complete central lock*		•			Inox *Stainless steel*	1



SISTEMA LB35 CON AUTOMAZIONE EVOLUS-T
SYSTEM LB35 WITH AUTOMATION EVOLUS-T



SISTEMA LB35 CON AUTOMAZIONE ETERNA 300 T
SYSTEM LB35 WITH AUTOMATION ETERNA 300 T



AUTOMAZIONE NEXT D
AUTOMATION NEXT D


PASTICC
GELATO



LB50

SISTEMI DI PROFILI ANTE PER VETRO
con spessore fino a 32 mm

LB50 è da sempre il profilo LABEL più utilizzato nella grande distribuzione, negli edifici con altissimi flussi pedonali e in tutti i luoghi pubblici molto affollati.

Per queste porte estremamente solide, riveste pertanto grande importanza l'automatismo.
I nostri automatismi sono conosciuti ed apprezzati per la loro potenza ma soprattutto per il totale controllo e silenziosità che conferiscono alla porta.

Il profilo **LB50**, in abbinamento con gli automazioni **ETERNA e REVOLUS** (anche nelle versioni a due ante e telescopiche) permette la creazione di porte dal design sobrio ed apprezzate per la struttura snella e resistente.

Il tutto senza perdere di vista il design e la massima cura dedicata alla finitura delle superfici.

LB50: forza ed eleganza, insieme.

LEAF PROFILES FOR GLAZING
with thickness up to 32 mm (1¼")

***LB50** has always been the LABEL profile most commonly used by large-scale retailers, in buildings with very high pedestrian traffic and in all crowded public spaces.*

The automations of these extremely sturdy doors are therefore of utmost importance.
Our automations are renowned for their power, but also, and most importantly, for the total control and silence they provide to our doors.

*The profile **LB50**, in combination with the automations **ETERNA and REVOLUS** (also in two-leaf and telescopic versions) makes it possible to create doors with an elegant design, valued for their slender structure and sturdiness.*

All of this without losing sight of design and taking the utmost care with surface finish.

LB50: strength and elegance combined.



SISTEMA LB50 ANTIPANICO INTEGRATO IN FACCIATA
LB50 BREAKOUT SYSTEM INTEGRATED IN THE FAÇADE

Porta scorrevole a due ante mobili e due semi-fisse a sfondamento integrale

Double-leaf + two semi-fixed leaves sliding door with complete breakout system

Soluzione tipologica ma non esaustiva delle possibilità costruttive.
Contattare il Servizio Commerciale per maggiori dettagli.
Standard solution, other construction options are available.
For details, contact the Sales Department.

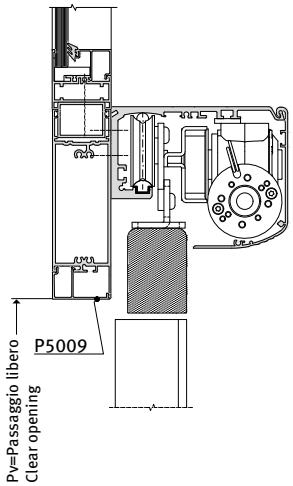

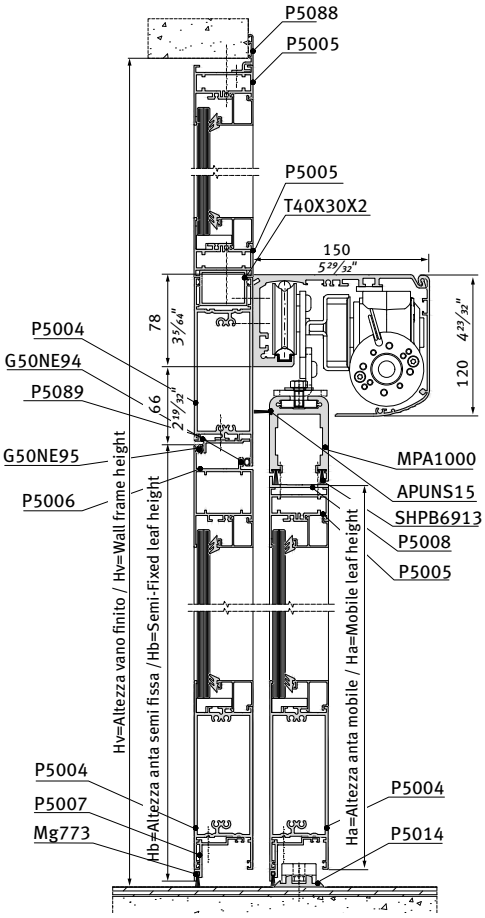

Sezione Verticale con Automatismo **ETERNA 150**
*Vertical Section with automation **ETERNA 150***

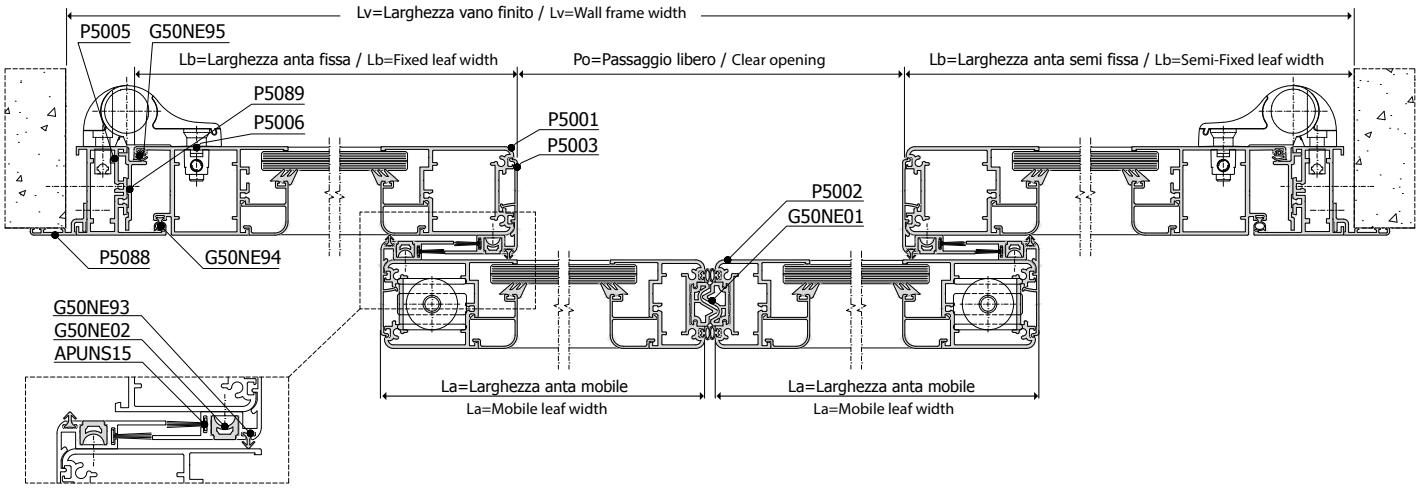

Vetro Stratificato **44.2**
Vetro temprato **8 mm**
Laminated glass thk
44.2 (5/16")
Toughened glass
8 mm (5/16")

Verticale Vertical		P5097
Orizzontale Horizontal		P5096

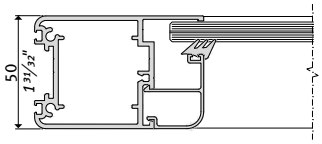

Vetro Stratificato **55.2**
Vetro temprato **10 mm**
Laminated glass thk
55.2 (3/8")
Toughened glass
10 mm (3/8")

Verticale Vertical		P5098
Orizzontale Horizontal		P5094

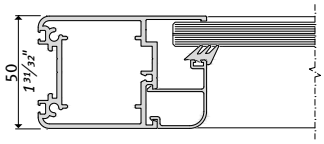

Vetro Isolante
33.2-18-33.2 (32 mm)
Insulated glass thk
33.2-18-33.2 (1 1/4")

Verticale Vertical		P5098
Orizzontale Horizontal		P5094

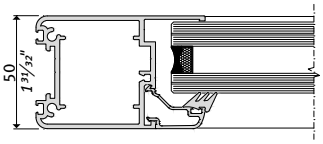

Porta Telescopica a due ante mobili e laterale fisso
Two mobile leaves/one fixed leaf telescopic door

Soluzione tipologica ma non esaustiva delle possibilità costruttive.
Contattare il Servizio Commerciale per maggiori dettagli.
Standard solution, other construction options are available.
For details, contact the Sales Department.

Sezione Verticale con Automatismo **ETERNA 300 T**
*Vertical Section with automation **ETERNA 300 T***

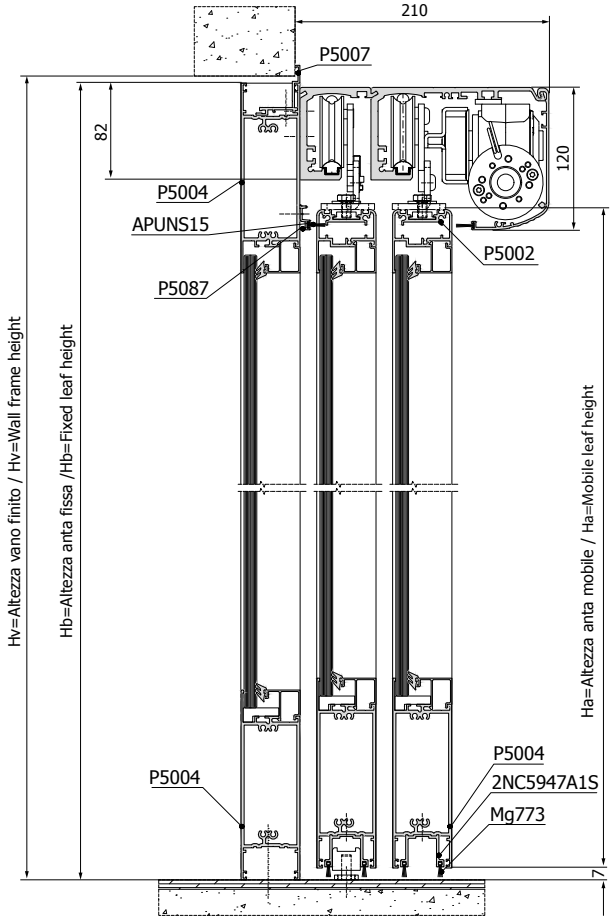

Soluzione con **Serratura**
*Solution with **Lock***

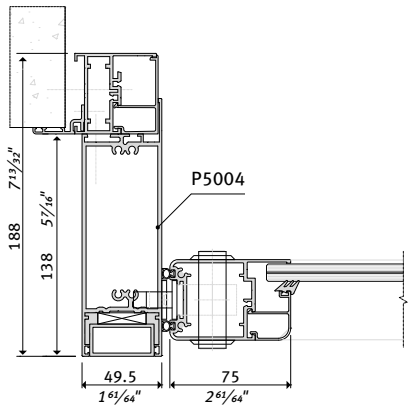

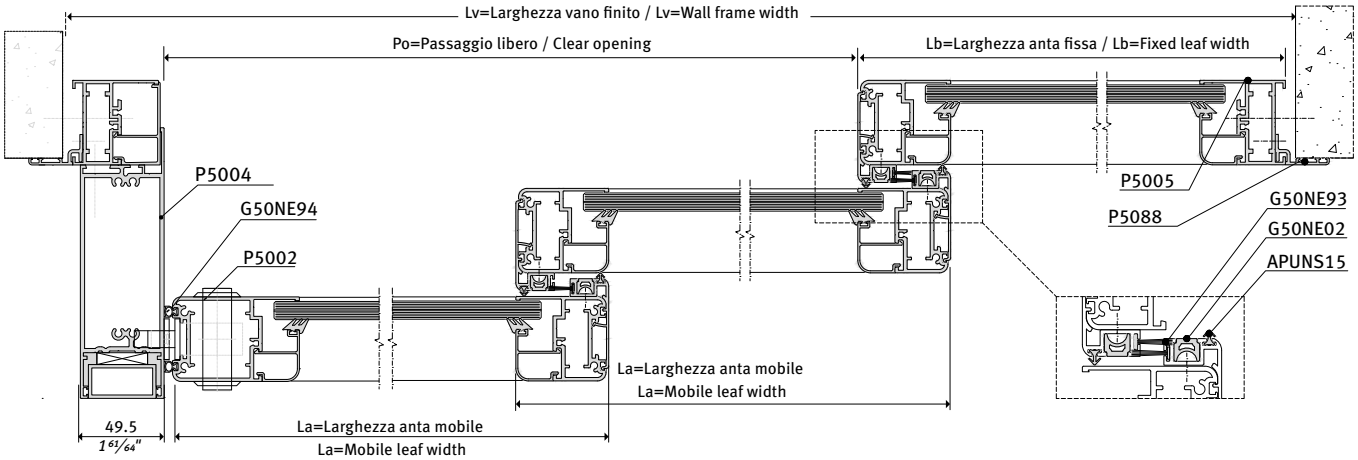

Vetro Stratificato **44.2**
Vetro temprato **8 mm**
Laminated glass thk
44.2 (5/16")
Toughened glass
8 mm (5/16")

Verticale Vertical		P5097
Orizzontale Horizontal		P5096

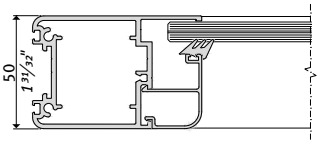

Vetro Stratificato **55.2**
Vetro temprato **10 mm**
Laminated glass thk
55.2 (3/8")
Toughened glass
10 mm (3/8")

Verticale Vertical		P5098
Orizzontale Horizontal		P5094

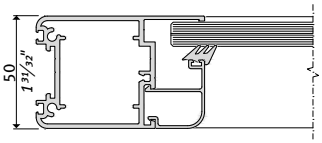

Vetro Isolante
33.2-18-33.2 (32 mm)
Insulated glass thk
33.2-18-33.2 (1 1/4")

Verticale Vertical		P5098
Orizzontale Horizontal		P5094

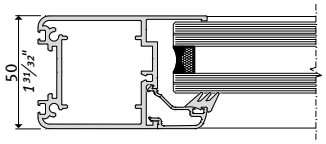

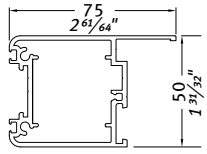	**P5001**	Profilo montante maggiorato *Oversized jamb profile*	**P5001G60** **P5001A60**	•	•		•	Grezzo *Mill finish* Anodizzato *Anodized*	6,00 m *19'8"*	1 2
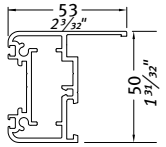	**P5002**	Profilo montante *Jamb*	**P5002G60** **P5002A60**	•	•			Grezzo *Mill finish* Anodizzato *Anodized*	6,00 m *19'8"*	1 2
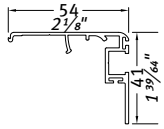	**P5003**	Profilo chiusura laterale *Side closure profile*	**P5003G60** **P5003A60**	•	•			Grezzo *Mill finish* Anodizzato *Anodized*	6,00 m *19'8"*	2 4
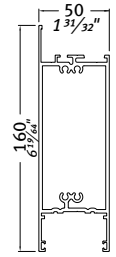	**P5004**	Profilo traverso *Transom*	**P5004G65** **P5004A65**	•	•			Grezzo *Mill finish* Anodizzato *Anodized*	6,50 m *21'3"*	1
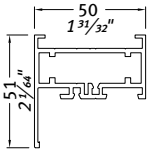	**P5005**	Profilo per telaio *Frame profile*	**P5005G65** **P5005A65**	•		•		Grezzo *Mill finish* Anodizzato *Anodized*	6,50 m *21'3"*	2
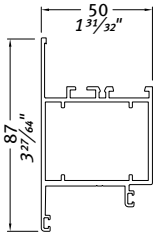	**P5006**	Profilo per anta *Leaf profile*	**P5006G60** **P5006A60**	•				Grezzo *Mill finish* Anodizzato *Anodized*	6,00 m *19'8"*	1 2
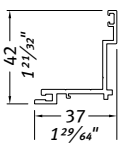	**P5007**	Profilo portaspazzolino *Brush holder profile*	**P5007G60** **P5007A60**	•	•		•	Grezzo *Mill finish* Anodizzato *Anodized*	6,00 m *19'8"*	4
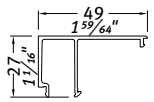	**P5009**	Profilo di chiusura a scatto *Snap-on cover profile*	**P5009G60** **P5009A60**	•				Grezzo *Mill finish* Anodizzato *Anodized*	6,00 m *19'8"*	2 6

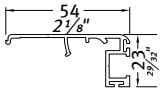	**P5010**	Profilo chiusura laterale *Side closure profile*	**P5010G60** **P5010A60**	•	•			Grezzo *Mill finish* Anodizzato *Anodized*	6,00 m *19'8"*	2 4
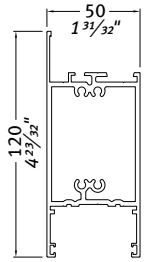	**P5013**	Profilo traverso *Transom*	**P5013G60** **P5013A60**	•	•			Grezzo *Mill finish* Anodizzato *Anodized*	6,00 m *19'8"*	1 2
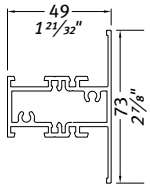	**P5015**	Profilo intermedio per anta *Jamb/transom*	**P5015G60** **P5015A60**			•		Grezzo *Mill finish* Anodizzato *Anodized*	6,00 m *19'8"*	1
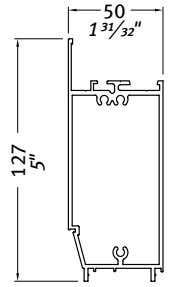	**P5016**	Profilo di riporto *Additional profile*	**P5016G65** **P5016A65**	•	•			Grezzo *Mill finish* Anodizzato *Anodized*	6,50 m *21'3"*	1 1
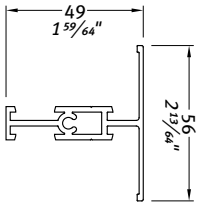	**P5017**	Profilo intermedio per anta *Jamb/transom*	**P5017G65** **P5017A65**			•		Grezzo *Mill finish* Anodizzato *Anodized*	6,50 m *21'3"*	1 1
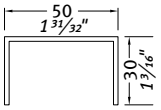	**P5085**	Profilo ad U 50x30x2 mm *Ducts 50x30x2 mm*	**P5085G65** **P5085A65**	•		•		Grezzo *Mill finish* Anodizzato *Anodized*	6,50 m *21'3"*	1
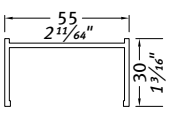	**P5086**	Profilo perimetrale *Contour frame profile*	**P5086G65** **P5086A65**				•	Grezzo *Mill finish* Anodizzato *Anodized*	6,50 m *21'3"*	1
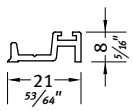	**P5087**	Profilo portaspazzolino *Brush holder profile*	**P5087G65** **P5087A65**	•			•	Grezzo *Mill finish* Anodizzato *Anodized*	6,50 m *21'3"*	1

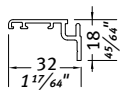	**P5088**	Profilo di battuta muro *Wall rabbet*	**P5088G65** **P5088A65**				•	Grezzo *Mill finish* Anodizzato *Anodized*	6,50 m *21'3"*	1
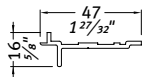	**P5089**	Profilo di inversione di battuta *Rabbet inversion*	**P5089G65** **P5089A65**	•				Grezzo *Mill finish* Anodizzato *Anodized*	6,50 m *21'3"*	1
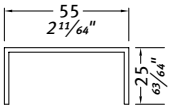	**P5092**	Profilo ad U 55x25x2 mm *Ducts 55x25x2 mm (2³⁄₁₆"x1"x¹⁄₁₆")*	**P5092G65** **P5092A65**	•		•		Grezzo *Mill finish* Anodizzato *Anodized*	6,50 m *21'3"*	1
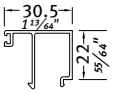	**P5094**	Fermavetro da 30,5 mm *30,5 mm (1³⁄₁₆") glazing bead*	**P5094G65** **P5094A65**	•	•	•		Grezzo *Mill finish* Anodizzato *Anodized*	6,50 m *21'3"*	2
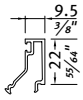	**P5095**	Fermavetro da 9,5 mm *9,5 mm (⅜") glazing bead*	**P5095G65** **P5095A65**	•	•	•		Grezzo *Mill finish* Anodizzato *Anodized*	6,50 m *21'3"*	2
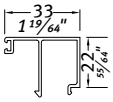	**P5096**	Fermavetro da 33 mm *33 mm (1⁵⁄₁₆") glazing bead*	**P5096G65** **P5096A65**	•	•	•		Grezzo *Mill finish* Anodizzato *Anodized*	6,50 m *21'3"*	2
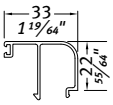	**P5097**	Fermavetro arrotondato da 33 mm *33 mm (1⁵⁄₁₆")glazing bead rounded*	**P5097G65** **P5097A65**	•	•	•		Grezzo *Mill finish* Anodizzato *Anodized*	6,50 m *21'3"*	2
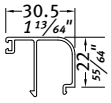	**P5098**	Fermavetro arrotondato da 30,5 mm *30,5 mm (1³⁄₁₆") glazing bead rounded*	**P5098G65** **P5098A65**	•	•	•		Grezzo *Mill finish* Anodizzato *Anodized*	6,50 m *21'3"*	2

	**P5099**	Fermavetro arrotondato da 9,5 mm *9,5 (⅜") mm glazing bead rounded*	**P5099G65** **P5099A65**	•	•	•		Grezzo *Mill finish* Anodizzato *Anodized*	6,50 m *21'3"*	2
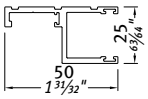	**P18CH**	Profilo perimetrale *Contour frame profile*	**P18CHGR** **P18CHAN**				•	Grezzo *Mill finish* Anodizzato *Anodized*	5,10 m *16'8"*	6
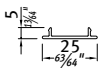	**P18CS**	Profilo di chiusura a scatto *Snap-on cover profile*	**P18CSGR** **P18CSAN**				•	Grezzo *Mill finish* Anodizzato *Anodized*	5,10 m *16'8"*	6
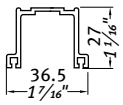	**NC5947**	Profilo portaspazzolino *Brush holder profile*	**2NC5947/A1S**		•			Anodizzato *Anodized*	6,50 m *21'3"*	1
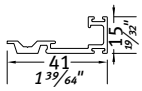	**PUNLE**	Profilo perimetrale *Contour frame profile*	**PUNLEGR** **PUNLEAN**	•				Grezzo *Mill finish* Anodizzato *Anodized*	5,10 m *16'8"*	10
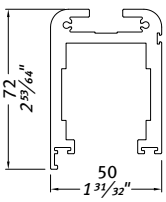	**MPA1000**	Profilo portante per sistema antipanico *Structural profile for breakout*	**MPA1000** **MPA1000A**		•			Grezzo *Mill finish* Anodizzato *Anodized*	5,30 m *17'4"*	1
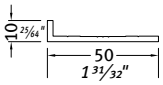	**P5008**	Profilo a "L" per antipanico *"L" shaped profile for breakout*	**P5008G53** **P5008A53**		•			Grezzo *Mill finish* Anodizzato *Anodized*	5,50 m *18'*	2 4
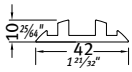	**P5014**	Profilo guida pattino per antipanico *Floor guide profile for breakout*	**P5014A14** **P5014A59**		•			Anodizzato lavorato *Machined anodized* Anodizzato lavorato *Machined anodized*	1,40 m *4'7"* 5,90 m *19'4"*	1 1

	**G50NE01**	Guarnizione di tenuta centrale *Tightness central gasket*		•			Nero *Black*	30 m *98'5"*	1
	**G50NE02**	Guarnizione di copertura viti *Screws cover gasket*	•	•			Nero *Black*	30 m *98'5"*	1
	**G50NE93**	Guarnizione per profilo laterale *Gasket for side closure profile*	•	•			Nero *Black*	400 m *1312'4"*	1
	G50NE93-50M	Guarnizione per profilo laterale *Gasket for side closure profile*	•	•			Nero *Black*	50 m *164'½"*	1
	**G50NE94**	Guarnizione interna di battuta anta *Internal rabbet gasket*		•			Nero *Black*	250 m *820'2"*	1
	G50NE94-50M	Guarnizione interna di battuta anta *Internal rabbet gasket*		•			Nero *Black*	50 m *164'½"*	1
	**G50NE95**	Guarnizione esterna di battuta anta *External rabbet gasket*	•				Nero *Black*	300 m *984'3"*	1
	G50NE95-50M	Guarnizione esterna di battuta anta *External rabbet gasket*	•				Nero *Black*	50 m *164'½"*	1
	**G50NE98**	Guarnizione interna fermavetri da 6 mm *Internal gasket for 6 mm (¼") seat*	•	•	•		Nero *Black*	110 m *410'1"*	1
	G50NE98-50M	Guarnizione interna fermavetri da 6 mm *Internal gasket for 6 mm (¼") seat*	•	•	•		Nero *Black*	50 m *164'½"*	1
	**G50NE99**	Guarnizione Pinna per finitura *Finishing gasket*	•	•			Nero *Black*	350 m *1148'3"*	1
	G50NE99-50M	Guarnizione Pinna per finitura *Finishing gasket*	•	•			Nero *Black*	50 m *164'½"*	1
	**GUNCTPN**	Guarnizione universale tenuta profili *Spacer gasket for profiles*				•	Nero *Black*	200 m *656'2"*	1
	GUNCTPN-30M	Guarnizione universale tenuta profili *Spacer gasket for profiles*				•	Nero *Black*	30 m *98'5"*	1

	**AP50101**	Piastra di aggancio anta *Mobile leaf fixing plate*		•			Ferro zincato *Galvanized iron*	10
	**AP50102A**	Tappo portaspazzolino argento *Silver anodized brush holder cup*		•			Alluminio *Aluminium*	1
	AP50102	Tappo portaspazzolino nero *Black brush holder cup*		•			Alluminio *Aluminium*	1
	**AP50004**	Compensatore Skatto 24,7 mm *24,7 mm (1")* *wall adjustment*	•			•		10
	**AP50005**	Compensatore Skatto 17,2 mm *17,2 mm (11/16")* *wall adjustment*	•			•		10
	**AP50006**	Squadretta di fissaggio *Corner cleat*	•	•				10
	**AP50007**	Squadretta di fissaggio *Corner cleat*	•					10
	**PT1**	Piastra per anta mobile *Mobile leaf floor guide*	•					1

	**AP50103**	Pattino per anta mobile telescopica *Telescopic mobile leaf guide*	•	•					1
	**PRPO23X50X2**	Guida in polizene sagomata *Polizene shaped bar*		•				2 m *6'6"*	1
	**GS20X1**	Guida a incasso *Recessed floor guide*		•			Lamiera Inox *Stainless steel sheet*	2 m *6'6"*	1
	GS25X1	Guida a incasso *Recessed floor guide*		•			Lamiera Inox *Stainless steel sheet*	2,5 m *8'2"*	1
	GS30X1	Guida a incasso *Recessed floor guide*		•			Lamiera Inox *Stainless steel sheet*	3 m *9'10"*	1



SISTEMA LB50 CON AUTOMAZIONE EVOLUS 150
LB50 SYSTEM WITH AUTOMATION EVOLUS 150

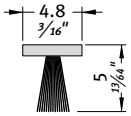	**APUNS05**	Spazzolino 4,8x5 mm *Brush gasket 4,8x5 mm (3/16"x3/16")*		•			Nero *Black*	500 m *1640'5"*	1
	APUNS05-50M	Spazzolino 4,8x5 mm *Brush gasket 4,8x5 mm (3/16"x3/16")*		•			Nero *Black*	50 m *164'½"*	1
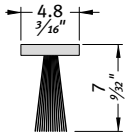	**APUNS07**	Spazzolino 4,8x7 mm *Brush gasket 4,8x7 mm (3/16"x1/4")*	•	•			Nero *Black*	50 m *164'½"*	1
	APUNS07-50M	Spazzolino 4,8x7 mm *Brush gasket 4,8x7 mm (3/16"x1/4")*	•	•			Nero *Black*	50 m *164'½"*	1
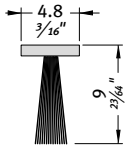	**APUNS09**	Spazzolino 4,8x9 mm *Brush gasket 4,8x9 mm (3/16"x3/8")*		•			Nero *Black*	200 m *656'2"*	1
	APUNS09-50	Spazzolino 4,8x9 mm *Brush gasket 4,8x9 mm (3/16"x3/8")*		•			Nero *Black*	50 m *164'½"*	1
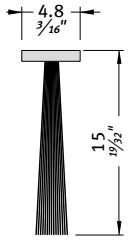	**APUNS15**	Spazzolino 4,8x15 mm *Brush gasket 4,8x15 mm (3/16"x9/16")*		•			Nero *Black*	225 m *738'2"*	1
	APUNS15-50M	Spazzolino 4,8x15 mm *Brush gasket 4,8x15 mm (3/16"x9/16")*		•			Nero *Black*	50 m *164'½"*	1
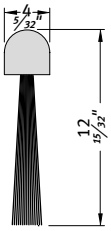	**MG773S/S**	Spazzolino 4x12 mm in barre *Brush gasket 4x12 mm in bars (3/16"x1/2")*		•			Nero *Black*	2 m *6'6"*	1

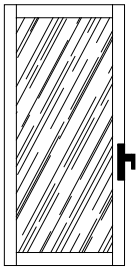	**V00188**	Kit serratura a chiusura centrale *Complete central lock*		•			Inox *Stainless steel*		1



SISTEMA ANTIPANICO A SFONDAMENTO

per PROFILI Label LB50 e SISTEMI DI PORTE COMMERCIALI

PANIC EXIT BREAKOUT SYSTEM

for Label LB50 PROFILES and COMMERCIAL DOORS

Certificato Nr. G589/2 rilasciato il 12-12-2018

LIMITI DIMENSIONALI

La relazione tra altezza e larghezza di un'anta della porta deve essere inferiore a 5:1.

Non deve essere superato il peso massimo dell'anta.

Se si prevede un'altezza della porta superiore a 3000 mm, è necessario richiedere al produttore un permesso speciale.

Peso complessivo di vetro e meccanismo per la singola anta mobile 80 kg.

Test Report No G589/2 dated 2018-12-12

DIMENSIONAL LIMITS

The relation between height and width of a door wing must be less than 5:1.

The maximum weight of the door wing shall not be exceeded.

If there is intended a door height of more than 3000 mm (118⅛") a special permission has to be applied via the producer.

Total weight of glass and mechanism for each mobile leaf 80 kg (176 lb).

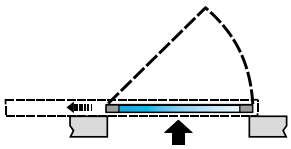

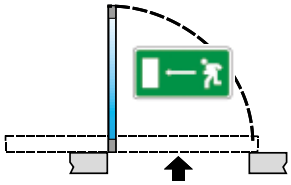

COMPONENTI IN KIT
COMPONENTS SUPPLIED AS A KIT

KBRAM1	Sistema a sfondamento per 1 anta mobile con automatismo esterno Composizione del kit: 1 Kit anti-panico anta mobile 1 Binario guida a pavimento L1400 1 Adattatore Anti-panico L1300 *Breakout system for 1 mobile leaf and external automation* *The kit consists of:* *1 Breakout kit for mobile leaf* *1 floor guide L1400 (55⅛")* *1 breakout adapter L1300 (51³⁄₁₆")*
KBRAM1A	Sistema a sfondamento per 1 anta mobile anodizzato con automatismo esterno *Anodized breakout system for 1 mobile leaf with external automation*

COMPONENTI FUNZIONALI
FUNCTIONAL COMPONENTS

PRJ38P	Singola fotocellula stop motore con autotest potenziata *Single motor stop powered photocell with autotest*

COMPONENTI OPZIONALI
OPTIONAL COMPONENTS

V00198	Kit profilo portafotocellula stop motore *Motor stop photocell profile holder kit*
V00198S	Kit schermo fotocellula PRJ38 3 PRJ38P *Screen photocell kit for PRJ38 and PRJ38P*
PRJ38P-K	Singola fotocellula stop motore con autotest e schermo potenziata (PRJ38P+V00198S) *Single motor stop powered photocell with autotest and screen (PRJ38P+V00198S)*

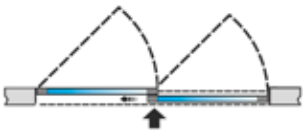

COMPONENTI IN KIT
COMPONENTS SUPPLIED AS A KIT

KBR-KINT	Kit di trasformazione per sfondamento integrale *Transformation kit for integral break-out*	2

Il kit a sfondamento integrale KBRINT1 e KBRINT1A è fornito composto da un kit KBRAM1 o KBRAM1A con l'aggiunta di una scatola contenente il kit KBR-KINT. I componenti sono in due confezioni distinte.

The integral break-out kit KBRINT1 and KBRINT1A includes a kit KBRAM1 or KBRAM1A with the addition of a box containing the KBR-KINT kit. The components are in two separate packages.



COMPONENTI FUNZIONALI
FUNCTIONAL COMPONENTS

MPA1021	Coppia cerniere per anta semifissa Mod. 1145/53F Anodizzato Argento *Pair of hinges for semifixed leaf Mod. 1145/53F Silver Anodized*
MPA1021NE	Coppia cerniere per anta semifissa Mod. 1145/53NE Anodizzato Nero *Pair of hinges for semifixed leaf Mod. 1145/53NE Anodized Black Colour*

COMPONENTI OPZIONALI
OPTIONAL COMPONENTS

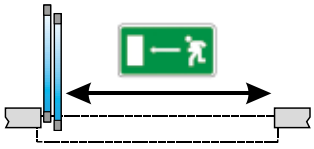

SMB10030	Coppia di squadrette per impedire l'apertura dall'esterno *Pair of cleats to prevent opening from outside*
MPA1020	Guaina passacavo da esterno per fotocellula (DLT103/WH) *Recessed guide sheath for safety photocell (DLT103/WH)*
MPA1022	Guaina passacavi flessibile a scomparsa per fotocellula di sicurezza (DL400)) *Recessed flexible guide sheath for safety photocell (DL400)*

ESEMPIO DI CALCOLO SISTEMA A SFONDAMENTO PER DUE ANTE MOBILI CON AUTOMATISMO ESTERNO
CALCULATION EXAMPLE OF BREAKOUT SYSTEM FOR TWO MOBILE LEAVES AND EXTERNAL AUTOMATION

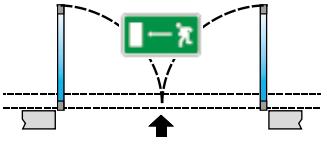	**KBRAM1**	Sistema a sfondamento per 1 anta mobile con automatismo esterno *Breakout system for 1 mobile leaf and external automation*	2
	KBRAM1A	Sistema a sfondamento per 1 anta mobile anodizzato con automatismo esterno *Breakout system for 1 mobile leaf anodized and external automation*	*2*

ESEMPIO DI CALCOLO SISTEMA A SFONDAMENTO PER DUE ANTE MOBILI E DUE ANTE SEMIFISSE
CALCULATION EXAMPLE OF BREAKOUT SYSTEM FOR TWO MOBILE LEAVES AND TWO SEMIFIXED LEAVES

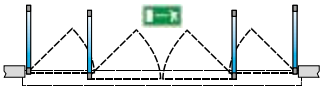	**KBRAM1**	Sistema a sfondamento integrale per 1 anta mobile e una semifissa *Integral breakout system for 1 mobile leaf and 1 semifixed leaf*	2
	KBR-KINT	Kit di trasformazione per sfondamento integrale *Transformation kit for integral break-out*	*2*
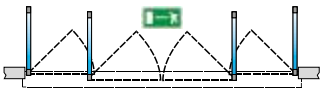	**KBRAM1A**	Sistema a sfondamento integrale per 1 anta mobile anodizzata e una semifissa *Integral breakout system for 1 anodized mobile leaf and 1 semifixed leaf*	2
	KBR-KINT	Kit di trasformazione per sfondamento integrale *Transformation kit for integral break-out*	2



		RICAMBI PRINCIPALI ***MAIN SPARE PARTS***		
1		**KV002**	Kit viteria per antipanico *Fixing kit for breakout assembly*	1
2		**SMPA1002**	KIT saetta premontata (R) *Pre-assembled concealed breakout arm (R)*	1
3		**SMPA1008**	KIT pattino + piastrine per Antipanico a sfondamento (G) *KIT breakout floor guide + spacers (G)*	1
4		**SMPA1004**	KIT camicia pattino (A) *KIT breakout guide housing (A)*	1

5		**SMPA1005**	Kit blocco a sfera (V) *KIT ball joint housing (V)*	1
6		**SMPA1006**	KIT palo + cerniera completa (F) *KIT pre-assembled concealed rod for breakout arm (F)*	1
7		**MPA1017**	Pattino per guida a pavimento *Breakout floor guide*	1
8	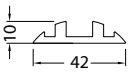	**P5014A14**	Profilo guida Inferiore (Versione Antipanico) *Lower guide profile (Breakout Version)*	1
9		**MPA1003**	Riscontro blocco a sfera - R05 *Ball joint retainer - R05*	1
10		**MPA1015**	Coperchietto in gomma per antipanico *Breakout end cap*	1
		**MPAPN06**	Blocco a sfera *Ball joint*	1
		**V00197**	Contatto magnetico *Magnetic cut off switch*	1
		**SMPA1000**	Kit istruzioni con etichette KBRAM-KBRINT *Instruction kit with KBRAM-KBRINT labels*	1
		**SMPA1000E**	Kit etichette KBRAM/KBRINT 2 ante *Labels kit KBRAM-KBRINT 2 leaves*	1



PROFILI E ACCESSORI PER AUTOMAZIONI

Un'ampia gamma di profili e accessori per soddisfare tutte le richieste tecniche e architettoniche, e fornire un prodotto fortemente personalizzato.

PROFILES AND ACCESSORIES FOR AUTOMATIONS

A wide range of profiles and accessories to meet all the technical and architectural requirements, and provide a highly customised product.

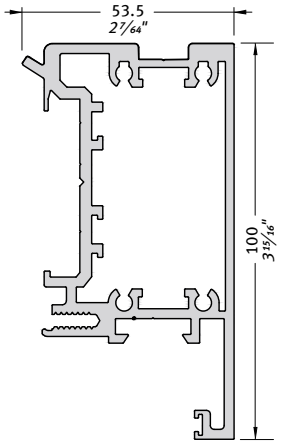	**ETPAAN66**	Trave autoportante anodizzata per ETERNA 70/90 e REVOLUS 90 *Self-supporting anodized transom for ETERNA 70/90 and REVOLUS 90*	6,6 m *21'7"*	1
	ETPAAN46	Trave autoportante anodizzata per ETERNA 70/90 e REVOLUS 90 *Self-supporting anodized transom for ETERNA 70/90 and REVOLUS 90*	4,6 m *15'1"*	1
	ETPAGR66	Trave autoportante grezza per ETERNA 70/90 e REVOLUS 90 *Self-supporting mill finish transom for ETERNA 70/90 and REVOLUS 90*	6,6 m *21'7"*	1
	ETPAGR46	Trave autoportante grezza per ETERNA 70/90 e REVOLUS 90 *Self-supporting mill finish transom for ETERNA 70/90 and REVOLUS 90*	4,6 m *15'1"*	1
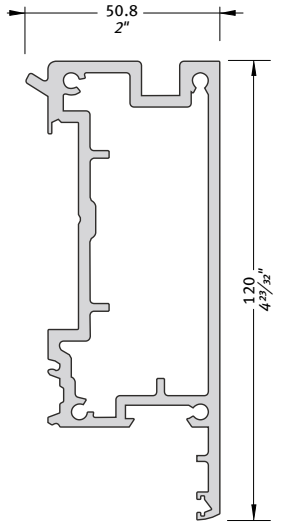	**PUNAEGR**	Profilo autoportante per trave ETERNA e REVOLUS grezzo *Self-supporting profile for ETERNA e REVOLUS transom mill finish*	6600 mm *259 13/16"*	1
	PUNAEAN	Profilo autoportante per trave ETERNA e REVOLUS anodizzato *Self-supporting profile for ETERNA e REVOLUS transom anodized*	6600 mm *259 13/16"*	1
	ETPUAN66	Profilo Universale anodizzato per ETERNA 70/90 e REVOLUS 90 *Anodized universal profile for ETERNA 70/90 and REVOLUS 90*	6600 mm *259 13/16"*	1
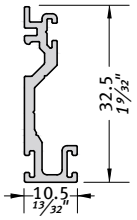	**ETPUAN46**	Profilo Universale anodizzato per ETERNA 70/90 e REVOLUS 90 *Anodized universal profile for ETERNA 70/90 and REVOLUS 90*	4600 mm *181 1/8"*	1
	ETPUGR66	Profilo Universale grezzo per ETERNA 70/90 e REVOLUS 90 *Mill finish universal profile for ETERNA 70/90 and REVOLUS 90*	6600 mm *259 13/16"*	1
	ETPUGR46	Profilo Universale grezzo per ETERNA 70/90 e REVOLUS 90 *Mill finish universal profile for ETERNA 70/90 and REVOLUS 90*	4600 mm *181 1/8"*	1

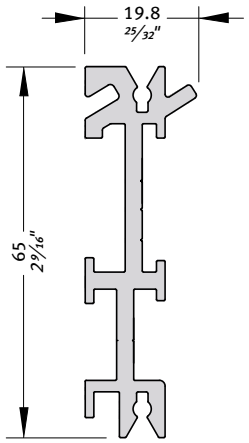	**ETSPGR66**	Profilo grezzo spessoramento per ETERNA 70/90 e REVOLUS 90 *Mill finish spacer profile for ETERNA 70/90 and REVOLUS 90*	6600 mm *259 13/16"*	1
	ETSPGR46	Profilo grezzo spessoramento per ETERNA 70/90 e REVOLUS 90 *Mill finish spacer profile for ETERNA 70/90 and REVOLUS 90*	4600 mm *181 1/8"*	1
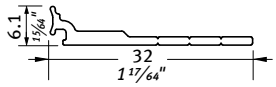	**ETPCGR66**	Profilo finitura in alluminio grezzo *Mill finish aluminium finishing profile*	6600 mm *259 13/16"*	1
	ETPCAN66	Profilo finitura in alluminio anodizzato *Anodized aluminium finishing profile*	6600 mm *259 13/16"*	1

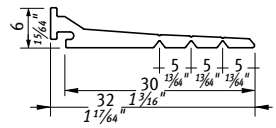	**ET-G001**	Guarnizione finitura nera per copertura ETERNA e REVOLUS *Black gasket for ETERNA and REVOLUS cover unit*	rotoli da 30 mt *30 mt.(98'5") roll*
	ET-G001G	Guarnizione finitura grigia RAL 7040 per copertura ETERNA e REVOLUS *RAL 7040 grey gasket for ETERNA and REVOLUS cover unit*	rotoli da 30 mt *30 mt.(98'5") roll*

	**APUNAP1**	Kit di fissaggio pesante per profilo Autoportante per Eterna 150, Revolus, Eterna T e Revolus T *Heavy fixing kit for free standing profile for Eterna 150, Revolus, Eterna T, and Revolus T*	1
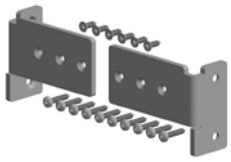	**APUNAP2**	Kit di fissaggio per profilo Autoportante per Eterna 150, Revolus, Eterna T e Revolus T *Fixing kit for free standing profile for Eterna 150, Revolus, Eterna T, and Revolus T*	1
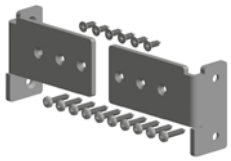	**APUNAP3**	Kit fissaggio Autoportante per ETERNA 70/90 e REVOLUS 90 *Self-supporting transom fastening kit for ETERNA 70/90 and REVOLUS 90*	1
	**ET-A001**	Kit tappi laterali per Profilo di Sostegno e Spessoramento per ETERNA 70/90 e REVOLUS 90 *Side plug kit for support and spacer profile for ETERNA 70/90 and REVOLUS 90*	1
	**ET-A002**	Kit tappi laterali per autoportante in alluminio anodizzato argento *Anodized silver aluminium side caps kit for free standing profile*	1
	ET-A004	Kit tappi laterali per autoportante in alluminio grezzo *Raw aluminium side caps kit for free standing profile*	1
	**ET-A003**	Kit tappi laterali per autoportante in SBR colore Nero *Black SBR side caps kit for free standing profile*	1



LB18
LB35
LB50

PROFILI COMMERCIALI

COMMERCIAL PROFILES

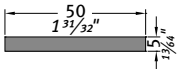	**P50X05**	Piatto 50x5 *Flat bar* *50x5 (2"x3⁄16")*	**P50X05G60** **P50X05A60**		•	Grezzo *Mill finish* Anodizzato *Anodized*	6 m *19'8"*	1
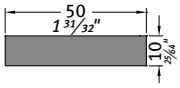	**P50X10**	Piatto 50x10 *Flat bar* *50x10 (2"x3⁄8")*	**P50X10G60** **P50X10A60**		•	Grezzo *Mill finish* Anodizzato *Anodized*	6 m *19'8"*	1
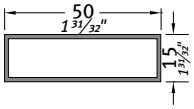	**T50X15**	Tubolare 50x15x2 mm *Rectangular tube* *50x15x2 mm* *(2"x9⁄16"x1⁄16")*	**T50X15X2** **T50X15X2A**		•	Grezzo *Mill finish* Anodizzato *Anodized*	6,5 m *21'3"*	1
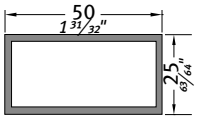	**T50X25**	Tubolare 50x25x2 mm *Rectangular tube* *50x25x2 mm* *(2"x1"x1⁄16")*	**T50X25X2** **T50X25X2A**		•	Grezzo *Mill finish* Anodizzato *Anodized*	6,5 m *21'3"*	1
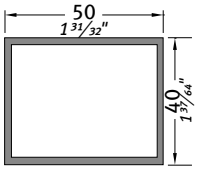	**T50X40**	Tubolare 50x40x2 mm *Rectangular tube* *50x40x2 mm* *(2"x1 9⁄16"x1⁄16")*	**T50X40X2** **T50X40X2A**		•	Grezzo *Mill finish* Anodizzato *Anodized*	6,5 m *21'3"*	1
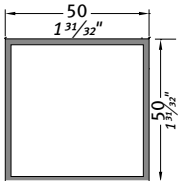	**T50X50**	Tubolare 50x50x2 mm *Square tube* *50x50x2 mm* *(2"x2"x1⁄16")*	**T50X50X2** **T50X50X2A**		•	Grezzo *Mill finish* Anodizzato *Anodized*	6,5 m *21'3"*	1
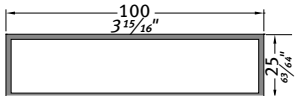	**T100X25**	Tubolare 100x25x2 mm *Square tube 100x25x2 mm (3 15⁄16"x1"x1⁄16")*	**T100X25X2**		•	Grezzo *Mill finish*	6,5 m *21'3"*	1
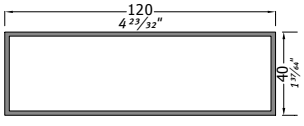	**T120X40**	Tubolare 120x40x2 mm *Square tube 120x40x2 mm (4 3⁄4"x1 9⁄16"x1⁄16")*	**T120X40X2** **T120X40X2A**		•	Grezzo *Mill finish* Anodizzato *Anodized*	6,5 m *21'3"*	1
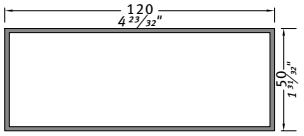	**T120X50**	Tubolare 120x50x2 mm *Square tube 120x50x2 mm (4 3⁄4"x2"x1⁄16")*	**T120X50X2** **T120X50X2A**		•	Grezzo *Mill finish* Anodizzato *Anodized*	6,5 m *21'3"*	1



SISTEMA LB50 CON AUTOMAZIONE ETERNA 300 T
SYSTEM LB50 WITH AUTOMATION ETERNA 300 T



LABEL®
Automatic Door Solutions

LEGENDA PITTOGRAMMI TABELLE - *TABLES PICTOGRAMS LEGEND*

Disegno *Drawing*	**Matrice** *Matrix*	**Descrizione** *Description*	**Codice** *Code*	**Anta fissa** *Fixed leaf*
Anta mobile *Mobile leaf*	**Sopraluce** *Fanlight*	**Perimetrale** *Contour*	**Finitura** *Finish*	**Dimensioni** *Dimensions*
Confezione *Package*	**Prezzo** *Price*	**Componenti in kit** *Components supplied as a kit*	**Componenti funzionali** *Functional components*	**Componenti opzionali** *Optional components*
Sistema antipanico a sfondamento *Breakout*	**Dimensioni riferite al vano di installazione L x H (mm)** *Dimensions referred to the installation compartment W x H (mm)*			



INGRESSI FINITI
COMPLETE DOORS

CONDIZIONI DI FORNITURA DEL SERRAMENTO

I serramenti Label sono disponibili sia smacchinati che già assemblati.

Il prezzo di listino è comprensivo di:
- Disegni esecutivi dei serramenti a misura per le configurazioni standard da catalogo compresa la prima eventuale revisione.
- Serramento completo di profili, accessori e guarnizioni.
- Trattamento superficiale con colorazioni e finiture standard, fare riferimento alla specifica sezione (pag 82).
- Imballo standard, fare riferimento alla specifica sezione (pag 83).
- Consegna franco nostra sede di produzione di Parma.

Esclusioni
- Rilievo delle misure dei vani.
- Disegni esecutivi personalizzati e successive revisioni a quanto compreso.
- Vetri e pannellature di tamponamento.
- Colorazioni e finiture non standard.
- Automazione comprensiva del rispettivo carter ed accessori di comando ed attivazione.
- Lamiere e profili di finitura e di raccordo alle opere murarie.
- Altre opere murarie di qualsiasi genere come controtelai, imbotti, sigillature.
- Materiali di consumo per la posa come ad esempio viterie, tasselli e sigillanti.
- Trasporto con vettori.
- Scarico, stoccaggio e movimentazione dei materiali in cantiere o in altro luogo di destinazione.
- IVA e quant'altro non specificato in "Il prezzo di listino è comprensivo di".

Prezzi
- I prezzi sono da intendersi a corpo per le varie tipologie e misure indicate.
- Le misure indicate sono riferite alle dimensioni del vano murario di installazione.
- Le misure intermedie tra due range saranno comprese nelle dimensioni immediatamente superiori.
- I prezzi comprendono quanto sopra indicato e sono rispondenti alle descrizioni e specifiche tecniche riportate nella documentazione LABEL S.p.A.
- I prezzi indicati sono riferiti ai prodotti LABEL S.p.A. realizzati secondo le procedure tecniche previste dal produttore; tolleranze, materiali e finiture sono rispondenti alle normative nazionali UNI ed europee EN.

Fuori Standard
- Per progetti particolari e non riconducibili ad una produzione standard, così come per le finiture non standard, potete rivolgervi all'Ufficio Commerciale di LABEL S.p.A.

SOLUZIONE SERRAMENTO ASSEMBLATO

Il serramento viene fornito assemblato, dopo essere stato preparato secondo le specifiche indicate nell'ordine.
Il serramento assemblato è completo di profili, guarnizioni ed accessori necessari per le fasi di vetrazione e posa.

ASSEMBLED DOOR SOLUTION

The door is supplied assembled, after being prepared according to the specifications indicated in the order.
The assembled door is complete with profiles, gaskets, and accessories necessary for the glazing and door installation operations.



CONDITIONS FOR THE SUPPLY OF THE DOOR

Label doors are available either cut and machined or preassembled

The list price includes:
- *Executive drawings of cut to size doors for standard catalogue configurations including the first possible revision.*
- *Door including profiles, accessories, and gaskets.*
- *Surface treatment with standard colours and finishes, refer to the specific section (page 82).*
- *Standard packaging, refer to the specific section (page 83).*
- *Delivery Ex our production plant site in Parma.*

Exclusions
- *Definition of the size of the openings.*
- *Custom executive drawings and subsequent revisions to what is included.*
- *Glazings and infill panels.*
- *Non-standard colours and finishes.*
- *Automation including the respective cover and control and activation accessories.*
- *Metal sheets, finishing profiles and finishes for connection to masonry works.*
- *Other masonry works of any kind, such as subframes, wall frames, seals.*
- *Consumables for installation, such as screws, dowels and sealants.*
- *Transport by carriers.*
- *Unloading, storage and handling of materials on-site or elsewhere.*
- *VAT and anything else not specified in "the list price includes".*

Prices
- *Prices are on a lump-sum basis for the various types and sizes indicated.*
- *The specified sizes refer to the dimensions of the wall compartment where the door is installed.*
- *Intermediate sizes between two ranges will be comprised in the next larger size.*
- *Prices include the above and are in accordance with the descriptions and technical specifications given in the documentation of LABEL S.p.A.*
- *The prices indicated are related to LABEL S.p.A. products manufactured according to the technical procedures defined by the manufacturer. Tolerances, materials and finishes comply with the national UNI regulations and European EN regulations.*

Non-standard products
- *For special projects that are not related to standard production, as well as non-standard finishes, you can contact the Sales Department of Label S.p.A.*

SOLUZIONE SERRAMENTO SMACCHINATO

Il serramento smacchinato è fornito in KIT di assemblaggio, già tagliato e lavorato a misura secondo le specifiche fornite al momento dell'ordine. Il kit include i profili, le guarnizoni e gli accessori necessari per le fasi di assemblaggio, vetrazione e posa.

CUT AND MACHINED SOLUTION

The cut and machined door is supplied in assembly KITS, cut and machined to size according to the specifications provided at the time of the order. The kit includes the profiles, the gaskets, and the accessories required for assembly, glazing, and installation.



LEGENDA TRATTAMENTI E FINITURE SUPERFICIALI
LEGEND SURFACE TREATMENTS AND FINISHES

AN-STD	Argento *Silver*	Anodizzato argento 15 Micron *Silver anodized 15 micron*	
RAL-STD	Elox 2007	Verniciato per sublimazione colore Elox 2007 *Painted by sublimation, Elox 2007*	
RAL-STD	Elox 2008	Verniciato per sublimazione colore Elox 2008 *Painted by sublimation, Elox 2008*	
RAL-STD	RAL 1013 Opaco - *Matte*	Verniciato a polvere colore bianco perla *Powder coated, oyster white*	
RAL-STD	RAL 5010 Opaco - *Matte*	Verniciato a polvere colore blu genziana *Powder coated, gentian blue*	
RAL-STD	RAL 6005 Opaco - *Matte*	Verniciato a polvere colore verde muschio *Powder-coated, moss green*	
RAL-STD	RAL 7001 Opaco - *Matte*	Verniciato a polvere colore grigio argento *Powder coated, silver grey*	
RAL-STD	RAL 7016 Opaco - *Matte*	Verniciato a polvere colore grigio antracite *Powder coated, anthracite grey*	
RAL-STD	RAL 7035 Opaco - *Matte*	Verniciato a polvere colore grigio chiaro *Powder-coated, light grey*	
RAL-STD	RAL 8017 Opaco - *Matte*	Verniciato a polvere colore marrone cioccolata *Powder coated, chocolate brown*	
RAL-STD	RAL 9001 Opaco - *Matte*	Verniciato a polvere colore bianco crema *Powder coated, cream*	
RAL-STD	RAL 9003 Opaco - *Matte*	Verniciato a polvere colore bianco segnale *Powder coated, signal white*	
RAL-STD	RAL 9005 Opaco - *Matte*	Verniciato a polvere colore nero intenso *Powder coated, jet black*	
RAL-STD	RAL 9006	Verniciato a polvere colore alluminio brillante *Powder coated, white aluminium*	
RAL-STD	RAL 9007	Verniciato a polvere colore alluminio grigiastro *Powder coated, grey aluminium*	
RAL-STD	RAL 9010 Opaco - *Matte*	Verniciato a polvere colore bianco puro *Powder coated, pure white*	

I colori rappresentati sono validi solo a fini illustrativi.
The colours shown are only valid for illustrative purposes.

Sono da considerare standard tutte le finiture indicate in tabella oltre che quelle presenti nella tabella RAL Classic purchè siano con brillantezza lucida o semilucida.

Tutto quanto non compreso nella tabella RAL Classic, oppure con finitura diversa da quelle indicate in tabella, è da intendersi finitura **NON standard**.

Colorazioni speciali sono da preventivare consultando il nostro servizio commerciale. Realizzazioni con **colorazioni a campione** sono realizzabili solo mediante fornitura delle polveri da parte del Cliente.

In ordine si deve indicare il codice colore ed il trattamento comprensivi di brillantezza per le finiture verniciate a polvere.

All the finishes indicated in the table are to be considered as standard, as well as those present in the RAL Classic table, provided they are glossy or semi-glossy.

*Whatever not included in the RAL Classic table, or with a finish different from those indicated in the table, is to be considered a **NON-standard** finish.*

*Refer to our Sales Department for the price related to **Special colours**. Executions with **sample colours** can be realized if the customer supplies the powders.*

In the order it is necessary to indicate the colour code and the treatment inclusive of gloss for powder-coated finishes.

TABELLA RIEPILOGATIVA IMBALLI
PACKAGING SUMMARY TABLE

	FORNITURA PORTA *DOOR SUPPLY*	TIPOLOGIA *TYPE*	
LB-PK-SS1	Smacchinato *Cut and machined*	Standard incluso *Included as standard*	Protezione con film di polietilene. Profili uniti in fascetti. Rivestimento in cartone con chiusure di testa. *Protection with polyethylene film. Profiles tied in bundles. Cardboard cover with head closures.*
LB-PK-SC1	Smacchinato *Cut and machined*	A richiesta *On request*	Come precedente ma con l'aggiunta di protezione per gli angoli dei profili. *As previous, but with the addition of protection for profile corners.*
LB-PK-AS1	Assemblato *Assembled*	Standard incluso *Included as standard*	Protezione con film di polietilene. Angolari a protezione. *Protection with polyethylene film. Protective corner pieces.*
LB-PK-AC1	Assemblato *Assembled*	A richiesta *On request*	Cavalletto in legno a perdere *Disposable wooden stand*
LB-PK-AC2	Assemblato *Assembled*	A richiesta *On request*	Imballo in cassa di legno a perdere. *Package in disposable wooden crate.*
LB-PK-AC3	Assemblato *Assembled*	A richiesta *On request*	Imballo in gabbia di legno a perdere. *Packaging in disposable wooden cage.*

Gli imballi sono da riferirsi per un **singolo serramento**, in caso di **ordini multipli** dovranno essere preventivati a commessa.

Se sono previste **vetrazioni**, queste dovranno essere sempre **imballate in casse di legno** da aggiungere alla soluzione prescelta.

Per tutte le altre soluzioni, o combinazioni, potete rivolgervi all'Ufficio Commerciale di LABEL S.p.A.

*The packages are intended for **a single door**, in case of **multiple orders** they must be quoted according to the job.*

*If glazing is provided, it must always **be packed in wooden crates** to be added to the chosen solution.*

For all other solutions, or combinations, contact the Sales Department of LABEL S.p.A.

PROGETTI SPECIALI

DEFINIZIONE

Sono considerati PROGETTI SPECIALI tutti i casi in cui sia richiesta una tipologia di porta non compresa fra quelle inserite in questo catalogo e per la quale sia necessaria una fase di progettazione.

- I principali esempi di personalizzazioni per i quali sono previsti oneri di progettazione sono:
  - adattamento ed inserimento della porta su strutture primarie diverse per composizione e forma dalla parete in muratura piana;
  - adattamento ed inserimento della porta con altri prodotti non di fornitura LABEL S.p.A.;
  - inserimento di elementi di raccordo e finitura aggiuntivi, come ad esempio lamiere, anche se non compresi nell'ordine di fornitura di LABEL S.p.A.;
  - inserimento di elementi commerciali aggiuntivi, come ad esempio profili ed accessori vari, anche se non compresi nell'ordine di fornitura di LABEL S.p.A.;
  - personalizzazioni della forma e struttura della porta.

- Ove siano necessarie ulteriori revisioni da quelle comprese nel prezzo di Listino, e queste non siano riconducibili a Label, si applica un onere di progettazione aggiuntivo all'importo totale della fornitura.

ONERI

- Qualora la tipologia di porta richiesta non sia riconducibile a quelle standard da catalogo, si applica un onere di progettazione aggiuntivo all'importo totale della fornitura.

- Come regola generale, si applica a forfait, il seguente listino di progettazione:
  - › esecuzione di nr. **1 tavola per un disegno fuori standard** --› Nr. 2 ore/disegno
  - › **revisione aggiuntiva** --› Nr. 1 ore/revisione.

- Per gli oneri di progettazione non sono previste scontistiche rispetto al Listino.

LB-ENG-01	Servizio di progettazione

- L'Ufficio Commerciale di LABEL S.p.A. in collaborazione con il Servizio Tecnico si riservano la verifica di quanto compreso e non per ogni singolo progetto.



DEFINITION

All cases where a type of door not included in this catalogue is requested and for which a design phase is required are considered SPECIAL PROJECTS.

- *The main examples of customizations for which design charges are provided are:*
  - *adaptation and installation of the door on primary structures different in terms of composition and shape from the wall in flat masonry;*
  - *adaptation and installation of the door with other products not supplied by LABEL S.p.A.;*
  - *insertion of additional connecting and finishing elements, such as metal sheets, even if not included in the order of supply of LABEL S.p.A.;*
  - *insertion of additional commercial elements, such as profiles and miscellaneous accessories, even if not included in the order of supply of LABEL S.p.A.;*
  - *customizations to the shape and structure of the door.*

- *Where revisions other than those included in the List Price are required, and these are not attributable to Label, an additional design charge is applied to the total amount of the supply.*

CHARGES

- *Where the type of door required is not among the ones included in the standard catalogue, an additional design charge shall apply to the total amount of the supply.*

- *As a general rule, the following design price list applies as a lump sum:*
  *› execution of no. **1 table for an out-of-standard drawing** --› No. 2 hours/drawing*
  *› **additional revision** --› No. 1 hour/revision.*

- *For cutting services, no discounting is provided with respect to the Price List.*

LB-ENG-01 *Design service*

- The *Sales Department of LABEL S.p.A. in collaboration with the Technical Service reserve the right to verify what is included and what is not included in each individual project.*



SISTEMA LB35 CON AUTOMAZIONE ETERNA 150
SYSTEM LB35 WITH AUTOMATION ETERNA 150



LB18
SERRAMENTO
DOOR

LB18: la soluzione perfetta che unisce estetica, funzionalità e robustezza.

Il profilo LB18, **in abbinamento con gli automazioni ETERNA e REVOLUS** (anche nelle versioni a due ante e telescopiche) permette la creazione di porte dal design sobrio ed apprezzate per la struttura snella e resistente.
Le porte scorrevoli realizzate con il profilo LB18 sono ideali per l'utilizzo in interni o in ambienti dove è richiesta una porta col minimo ingombro.

La speciale geometria del profilo garantisce un ottimo bilanciamento alla struttura e, grazie soprattutto alla fluidità del movimento tipica dei nostri automatismi, la porta non subirà la minima sollecitazione, rendendola praticamente indistruttibile e sempre al massimo nelle prestazioni.

LB18: il profilo che non ti aspetti.

LB18: *the perfect solution, blending design with functionality and sturdiness.*

The profile LB18, ***in combination with the automations ETERNA and REVOLUS*** *(also in two-leaf and telescopic versions) makes it possible to create doors with an elegant design, valued for their slender structure and sturdiness.*
Sliding doors with LB18 profiles are ideal for indoor use or in settings requiring a door that takes up the least possible amount of space.

The profile's special geometry ensures that the structure is optimally balanced and, thanks largely to the fluidity of movement typical of our automated mechanisms, the door will not be subject to any stress, making it practically indestructible and always able to provide excellent performance.

LB18: the profile you weren't expecting.

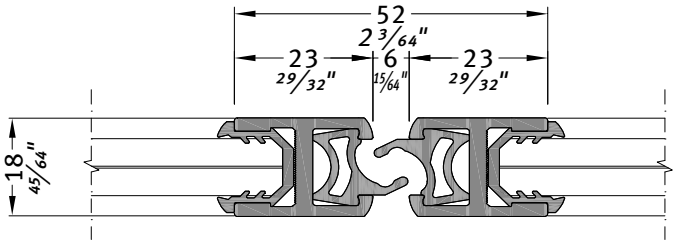

Porta di ingresso ed uscita realizzata con profili Sistema LABEL LB18.

Profili estrusi in lega di alluminio EN AW-6060 in accordo con la Normativa UNI EN 573 aventi stato di finitura T6 in accordo con la Normativa UNI EN 515 e tolleranze dimensionali e spessori in accordo con la Normativa UNI EN 12020.2 e/o UNI EN 755-9.
Sistema complanare con ante fisse e apribili di sezione 18 mm.
Accoppiamento con tagli a 90° senza ulteriori lavorazioni di intestatura.
Guarnizioni estruse a disegno, realizzate in EPDM.
Inserimento del vetro ad infilare con guarnizione perimetrale interna ed esterna.

Sistema predisposto per accogliere vetrazioni tipo:
• Vetro Stratificato di sicurezza EN ISO 12543, spessori 44.1 e 55.1.

Possibilità di utilizzo con trattamento di tempra EN 12150.
Pannellatura aventi le medesime dimensioni dei vetri; finiture commerciali.

Trattamenti di protezione superficiale:
• Ossidazione anodica conforme alle direttive tecniche europee EURAS-EWAA.
• Verniciatura a polvere termoindurente conforme alle direttive tecniche europee QUALICOAT.

Sistema testato TÜV in accordo alla Normativa EN 16005 per la sicurezza delle persone,

Entry and exit door realized with profiles Sistema LABEL LB18.

Extruded profiles in aluminium alloy EN AW-6060 in accordance with standard UNI EN 573 having finish status T6 in accordance with the standard UNI EN 515 and dimensional tolerances and thicknesses in accordance with the standard UNI EN 12020.2 and/or UNI EN 755-9.
Co-planar system with fixed and opening leaves with a section of 18 mm.
Coupling with 90° cuts without further facing machining.
Extruded gaskets according to specifications in EPDM.
Push-in glass insertion, with inner and outer contour gasket.

System ready to accommodate the following type of glazing:
• Laminated safety glass, compliant with EN ISO 12543, thickness 44.1 or 8 mm (5/16") and 55.1 or 10 mm (3/8")

Possibility of use with tempering treatment EN 12150.
Panels with the same dimensions as the glazings; commercial finishes.

Surface protective treatments:
• Anodizing in compliance with EURAS-EWAA European technical directives.
• Thermoset powder coating applied in compliance with QUALICOAT European technical directives.

• TÜV tested system in accordance with Standard EN 16005 for pedestrian safety.

SERRAMENTO LAVORATO A MISURA SMACCHINATO
CUT AND MACHINED TO SIZE DOOR

		GREZZO *MILL FINISH*	STANDARD *STANDARD*	NON STANDARD *NON STANDARD*
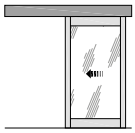 S-100NA	1000 x 2460 *39⅜" x 96⅞"*	**S-LB18-100NA1024-G**	**S-LB18-100NA1024**	**S-LB18-100NA1024-C**
	1000 x 3000 *39⅜" x 118⅛"*	**S-LB18-100NA1030-G**	**S-LB18-100NA1030**	**S-LB18-100NA1030-C**
	1250 x 2460 *49³⁄₁₆" x 96⅞"*	**S-LB18-100NA1224-G**	**S-LB18-100NA1224**	**S-LB18-100NA1224-C**
	1250 x 3000 *49³⁄₁₆" x 118⅛"*	**S-LB18-100NA1230-G**	**S-LB18-100NA1230**	**S-LB18-100NA1230-C**
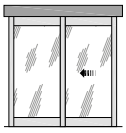 S-101NA	1600 x 2460 *63" x 96⅞"*	**S-LB18-101NA1624-G**	**S-LB18-101NA1624**	**S-LB18-101NA1624-C**
	1600 x 3000 *63" x 118⅛"*	**S-LB18-101NA1630-G**	**S-LB18-101NA1630**	**S-LB18-101NA1630-C**
	2500 x 2460 *98⁷⁄₁₆" x 96⅞"*	**S-LB18-101NA2524-G**	**S-LB18-101NA2524**	**S-LB18-101NA2524-C**
	2500 x 3000 *98⁷⁄₁₆" x 118⅛"*	**S-LB18-101NA2530-G**	**S-LB18-101NA2530**	**S-LB18-101NA2530-C**
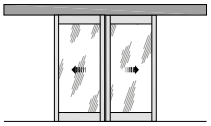 S-200NA	2000 x 2460 *78¾" x 96⅞"*	**S-LB18-200NA2024-G**	**S-LB18-200NA2024**	**S-LB18-200NA2024-C**
	2000 x 3000 *78¾" x 118⅛"*	**S-LB18-200NA2030-G**	**S-LB18-200NA2030**	**S-LB18-200NA2030-C**
	2500 x 2460 *98⁷⁄₁₆" x 96⅞"*	**S-LB18-200NA2524-G**	**S-LB18-200NA2524**	**S-LB18-200NA2524-C**
	2500 x 3000 *98⁷⁄₁₆" x 118⅛"*	**S-LB18-200NA2530-G**	**S-LB18-200NA2530**	**S-LB18-200NA2530-C**
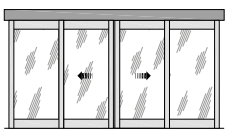 S-202NA	2500 x 2460 *98⁷⁄₁₆" x 96⅞"*	**S-LB18-202NA2524-G**	**S-LB18-202NA2524**	**S-LB18-202NA2524-C**
	2500 x 3000 *98⁷⁄₁₆" x 118⅛"*	**S-LB18-202NA2530-G**	**S-LB18-202NA2530**	**S-LB18-202NA2530-C**
	3500 x 2460 *137¹³⁄₁₆" x 96⅞"*	**S-LB18-202NA3524-G**	**S-LB18-202NA3524**	**S-LB18-202NA3524-C**
	3500 x 3000 *137¹³⁄₁₆" x 118⅛"*	**S-LB18-202NA3530-G**	**S-LB18-202NA3530**	**S-LB18-202NA3530-C**
	5000 x 2460 *196⅞" x 96⅞"*	**S-LB18-202NA5024-G**	**S-LB18-202NA5024**	**S-LB18-202NA5024-C**
	5000 x 3000 *196⅞" x 118⅛"*	**S-LB18-202NA5030-G**	**S-LB18-202NA5030**	**S-LB18-202NA5030-C**

SERRAMENTO LAVORATO A MISURA SMACCHINATO - VERSIONE TELESCOPICA
CUT AND MACHINED TO SIZE DOOR - TELESCOPIC VERSION

		GREZZO *MILL FINISH*	STANDARD *STANDARD*	NON STANDARD *NON STANDARD*
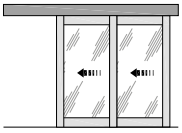 S-100TNA	1000 x 2460 *39⅜" x 96⅞"*	**S-LB18-100TNA1024-G**	**S-LB18-100TNA1024**	**S-LB18-100TNA1024-C**
	2000 x 2460 *78¾" x 96⅞"*	**S-LB18-100TNA2024-G**	**S-LB18-100TNA2024**	**S-LB18-100TNA2024-C**
	2000 x 3000 *78¾" x 118⅛"*	**S-LB18-100TNA2030-G**	**S-LB18-100TNA2030**	**S-LB18-100TNA2030-C**
	3000 x 2460 *118⅛" x 96⅞"*	**S-LB18-100TNA3024-G**	**S-LB18-100TNA3024**	**S-LB18-100TNA3024-C**
	3000 x 3000 *118⅛" x 118⅛"*	**S-LB18-100TNA3030-G**	**S-LB18-100TNA3030**	**S-LB18-100TNA3030-C**
	4000 x 2460 *157½" x 96⅞"*	**S-LB18-100TNA4024-G**	**S-LB18-100TNA4024**	**S-LB18-100TNA4024-C**
	4000 x 3000 *157½" x 118⅛"*	**S-LB18-100TNA4030-G**	**S-LB18-100TNA4030**	**S-LB18-100TNA4030-C**
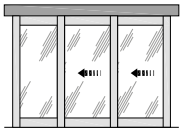 S-101TNA	2000 x 2460 *78¾" x 96⅞"*	**S-LB18-101TNA2024-G**	**S-LB18-101TNA2024**	**S-LB18-101TNA2024-C**
	2000 x 3000 *78¾" x 118⅛"*	**S-LB18-101TNA2030-G**	**S-LB18-101TNA2030**	**S-LB18-101TNA2030-C**
	3500 x 2460 *137¹³⁄₁₆" x 96⅞"*	**S-LB18-101TNA3524-G**	**S-LB18-101TNA3524**	**S-LB18-101TNA3524-C**
	3500 x 3000 *137¹³⁄₁₆" x 118⅛"*	**S-LB18-101TNA3530-G**	**S-LB18-101TNA3530**	**S-LB18-101TNA3530-C**
	5000 x 2460 *196⅞" x 96⅞"*	**S-LB18-101TNA5024-G**	**S-LB18-101TNA5024**	**S-LB18-101TNA5024-C**
	5000 x 3000 *196⅞" x 118⅛"*	**S-LB18-101TNA5030-G**	**S-LB18-101TNA5030**	**S-LB18-101TNA5030-C**

segue - *continues*

continue - *continues*

SERRAMENTO LAVORATO A MISURA SMACCHINATO - VERSIONE TELESCOPICA
CUT AND MACHINED TO SIZE DOOR - TELESCOPIC VERSION

		GREZZO *MILL FINISH*	STANDARD *STANDARD*	NON STANDARD *NON STANDARD*
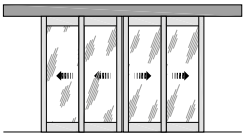 S-200TNA	2000 x 2460 *78¾" x 96⅞"*	**S-LB18-200TNA2024-G**	**S-LB18-200TNA2024**	**S-LB18-200TNA2024-C**
	2000 x 3000 *78¾" x 118⅛"*	**S-LB18-200TNA2030-G**	**S-LB18-200TNA2030**	**S-LB18-200TNA2030-C**
	3500 x 2460 *137¹³⁄₁₆" x 96⅞"*	**S-LB18-200TNA3524-G**	**S-LB18-200TNA3524**	**S-LB18-200TNA3524-C**
	3500 x 3000 *137¹³⁄₁₆" x 118⅛"*	**S-LB18-200TNA3530-G**	**S-LB18-200TNA3530**	**S-LB18-200TNA3530-C**
	4000 x 2460 *157½" x 96⅞"*	**S-LB18-200TNA4024-G**	**S-LB18-200TNA4024**	**S-LB18-200TNA4024-C**
	4000 x 3000 *157½" x 118⅛"*	**S-LB18-200TNA4030-G**	**S-LB18-200TNA4030**	**S-LB18-200TNA4030-C**
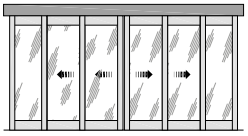 S-202TNA	4000 x 2460 *157½" x 96⅞"*	**S-LB18-202TNA4024-G**	**S-LB18-202TNA4024**	**S-LB18-202TNA4024-C**
	4000 x 3000 *157½" x 118⅛"*	**S-LB18-202TNA4030-G**	**S-LB18-202TNA4030**	**S-LB18-202TNA4030-C**
	5000 x 2460 *196⅞" x 96⅞"*	**S-LB18-202TNA5024-G**	**S-LB18-202TNA5024**	**S-LB18-202TNA5024-C**
	5000 x 3000 *196⅞" x 118⅛"*	**S-LB18-202TNA5030-G**	**S-LB18-202TNA5030**	**S-LB18-202TNA5030-C**
	6000 x 2460 *236¼" x 96⅞"*	**S-LB18-202TNA6024-G**	**S-LB18-202TNA6024**	**S-LB18-202TNA6024-C**
	6000 x 3000 *236¼" x 118⅛"*	**S-LB18-202TNA6030-G**	**S-LB18-202TNA6030**	**S-LB18-202TNA6030-C**

SERRAMENTO LAVORATO A MISURA ASSEMBLATO
CUT TO SIZE, ASSEMBLED DOOR

		STANDARD *STANDARD*	NON STANDARD *NON STANDARD*
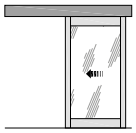 I-100NA	1000 x 2460 *39⅜" x 96⅞"*	**I-LB18-100NA1024**	**I-LB18-100NA1024-C**
	1000 x 3000 *39⅜" x 118⅛"*	**I-LB18-100NA1030**	**I-LB18-100NA1030-C**
	1250 x 2460 *49³⁄₁₆" x 96⅞"*	**I-LB18-100NA1224**	**I-LB18-100NA1224-C**
	1250 x 3000 *49³⁄₁₆" x 118⅛"*	**I-LB18-100NA1230**	**I-LB18-100NA1230-C**
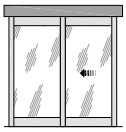 I-101NA	1600 x 2460 *63" x 96⅞"*	**I-LB18-101NA1624**	**I-LB18-101NA1624-C**
	1600 x 3000 *63" x 118⅛"*	**I-LB18-101NA1630**	**I-LB18-101NA1630-C**
	2500 x 2460 *98⁷⁄₁₆" x 96⅞"*	**I-LB18-101NA2524**	**I-LB18-101NA2524-C**
	2500 x 3000 *98⁷⁄₁₆" x 118⅛"*	**I-LB18-101NA2530**	**I-LB18-101NA2530-C**
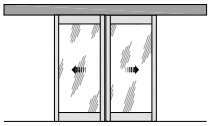 I-200NA	2000 x 2460 *78¾" x 96⅞"*	**I-LB18-200NA2024**	**I-LB18-200NA2024-C**
	2000 x 3000 *78¾" x 118⅛"*	**I-LB18-200NA2030**	**I-LB18-200NA2030-C**
	2500 x 2460 *98⁷⁄₁₆" x 96⅞"*	**I-LB18-200NA2524**	**I-LB18-200NA2524-C**
	2500 x 3000 *98⁷⁄₁₆" x 118⅛"*	**I-LB18-200NA2530**	**I-LB18-200NA2530-C**
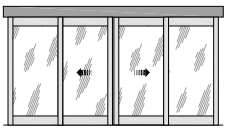 I-202NA	2500 x 2460 *98⁷⁄₁₆" x 96⅞"*	**I-LB18-202NA2524**	**I-LB18-202NA2524-C**
	2500 x 3000 *98⁷⁄₁₆" x 118⅛"*	**I-LB18-202NA2530**	**I-LB18-202NA2530-C**
	3500 x 2460 *137¹³⁄₁₆" x 96⅞"*	**I-LB18-202NA3524**	**I-LB18-202NA3524-C**
	3500 x 3000 *137¹³⁄₁₆" x 118⅛"*	**I-LB18-202NA3530**	**I-LB18-202NA3530-C**
	5000 x 2460 *196⅞" x 96⅞"*	**I-LB18-202NA5024**	**I-LB18-202NA5024-C**
	5000 x 3000 *196⅞" x 118⅛"*	**I-LB18-202NA5030**	**I-LB18-202NA5030-C**

SERRAMENTO LAVORATO A MISURA ASSEMBLATO - VERSIONE TELESCOPICA
CUT TO SIZE, ASSEMBLED DOOR - TELESCOPIC VERSION

		STANDARD *STANDARD*	NON STANDARD *NON STANDARD*
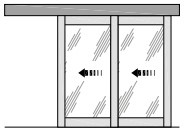 I-100TNA	1000 x 2460 *39⅜" x 96⅞"*	**I-LB18-100TNA1024**	**I-LB18-100TNA1024-C**
	2000 x 2460 *78¾" x 96⅞"*	**I-LB18-100TNA2024**	**I-LB18-100TNA2024-C**
	2000 x 3000 *78¾" x 118⅛"*	**I-LB18-100TNA2030**	**I-LB18-100TNA2030-C**
	3000 x 2460 *118⅛" x 96⅞"*	**I-LB18-100TNA3024**	**I-LB18-100TNA3024-C**
	3000 x 3000 *118⅛" x 118⅛"*	**I-LB18-100TNA3030**	**I-LB18-100TNA3030-C**
	4000 x 2460 *157½" x 96⅞"*	**I-LB18-100TNA4024**	**I-LB18-100TNA4024-C**
	4000 x 3000 *157½" x 118⅛"*	**I-LB18-100TNA4030**	**I-LB18-100TNA4030-C**
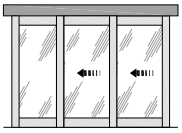 I-101TNA	2000 x 2460 *78¾" x 96⅞"*	**I-LB18-101TNA2024**	**I-LB18-101TNA2024-C**
	2000 x 3000 *78¾" x 118⅛"*	**I-LB18-101TNA2030**	**I-LB18-101TNA2030-C**
	3500 x 2460 *137¹³⁄₁₆" x 96⅞"*	**I-LB18-101TNA3524**	**I-LB18-101TNA3524-C**
	3500 x 3000 *137¹³⁄₁₆" x 118⅛"*	**I-LB18-101TNA3530**	**I-LB18-101TNA3530-C**
	5000 x 2460 *196⅞" x 96⅞"*	**I-LB18-101TNA5024**	**I-LB18-101TNA5024-C**
	5000 x 3000 *196⅞" x 118⅛"*	**I-LB18-101TNA5030**	**I-LB18-101TNA5030-C**

segue - *continues*

continue - *continues*

SERRAMENTO LAVORATO A MISURA ASSEMBLATO - VERSIONE TELESCOPICA
CUT TO SIZE, ASSEMBLED DOOR - TELESCOPIC VERSION

		STANDARD *STANDARD*	NON STANDARD *NON STANDARD*
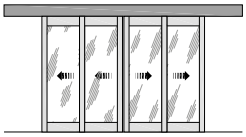 I-200TNA	2000 x 2460 *78¾" x 96⅞"*	**I-LB18-200TNA2024**	**I-LB18-200TNA2024-C**
	2000 x 3000 *78¾" x 118⅛"*	**I-LB18-200TNA2030**	**I-LB18-200TNA2030-C**
	3500 x 2460 *137¹³⁄₁₆" x 96⅞"*	**I-LB18-200TNA3524**	**I-LB18-200TNA3524-C**
	3500 x 3000 *137¹³⁄₁₆" x 118⅛"*	**I-LB18-200TNA3530**	**I-LB18-200TNA3530-C**
	4000 x 2460 *157½" x 96⅞"*	**I-LB18-200TNA4024**	**I-LB18-200TNA4024-C**
	4000 x 3000 *157½" x 118⅛"*	**I-LB18-200TNA4030**	**I-LB18-200TNA4030-C**
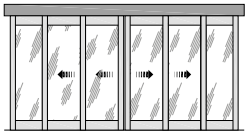 I-202TNA	4000 x 2460 *157½" x 96⅞"*	**I-LB18-202TNA4024**	**I-LB18-202TNA4024-C**
	4000 x 3000 *157½" x 118⅛"*	**I-LB18-202TNA4030**	**I-LB18-202TNA4030-C**
	5000 x 2460 *196⅞" x 96⅞"*	**I-LB18-202TNA5024**	**I-LB18-202TNA5024-C**
	5000 x 3000 *196⅞" x 118⅛"*	**I-LB18-202TNA5030**	**I-LB18-202TNA5030-C**
	6000 x 2460 *236¼" x 96⅞"*	**I-LB18-202TNA6024**	**I-LB18-202TNA6024-C**
	6000 x 3000 *236¼" x 118⅛"*	**I-LB18-202TNA6030**	**I-LB18-202TNA6030-C**

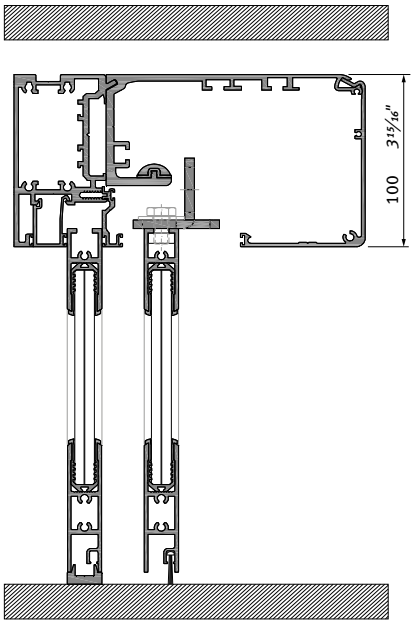

TRAVE AUTOPORTANTE PER SERRAMENTI SERIE LB18 E LB35.

La fornitura comprende il profilo tagliato a misura, con la finitura prescelta, completo degli elementi di fissaggio a parete e dei profili e guarnizioni complementari.
Non è previsto l'impiego in caso di sole ante mobili.

Può essere abbinato con il sopraluce.
Per applicazioni con automazione da 120 mm è disponibile il kit di fissaggio pesante APUNAP1 (**fare riferimento al Catalogo Automazioni**).

SELF-BEARING TRANSOM FOR DOORS SERIES LB18 AND LB35.

The supply includes the profile cut to size, with the chosen finish, complete with the wall fixing elements and complementary profiles and gaskets.
Use is not provided for in the case of mobile leaves only.

It can be combined with the fanlight.
*For applications with 120 mm (4¾") automation, it is available the heavy duty fastening kit APUNAP1 (**refer to the Automations Catalogue**).*

Esempio di applicazione con serramento **LB18** ed automazione **ETERNA 90**
*Example of application with door **LB18** and automation ETERNAL **90***

ELEMENTI STRUTTURALI A MISURA
CUT TO SIZE STRUCTURAL ELEMENTS

		STANDARD *STANDARD*	NON STANDARD *NON STANDARD*
Eterna 90; Revolus 90 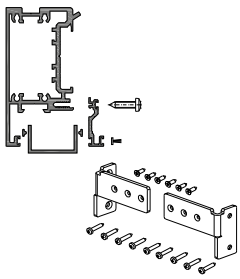	2,5 m *8'2"*	**I-LBSR-ETPA25**	**I-LBSR-ETPA25-C**
	3,2 m	**I-LBSR-ETPA32**	**I-LBSR-ETPA32-C**
	4,5 m *14'9"*	**I-LBSR-ETPA45**	**I-LBSR-ETPA45-C**
	6 m *19'8"*	**I-LBSR-ETPA60**	**I-LBSR-ETPA60-C**
Eterna 150 - Revolus 150; Eterna-T 300; Revolus-T 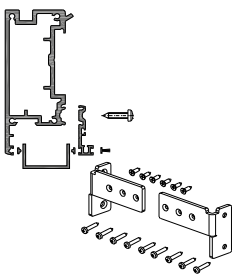	2,5 m *8'2"*	**I-LBSR-EVPA25**	**I-LBSR-EVPA25-C**
	3,2 m	**I-LBSR-EVPA32**	**I-LBSR-EVPA32-C**
	4,5 m *14'9"*	**I-LBSR-EVPA45**	**I-LBSR-EVPA45-C**
	6 m *19'8"*	**I-LBSR-EVPA60**	**I-LBSR-EVPA60-C**

ELEMENTI OPZIONALI
OPTIONAL COMPONENTS

Guida a incasso versione per porta scorrevole *Recessed floor guide for sliding door* 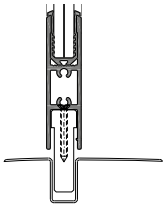	**I-LB18-GIS20**	Sistema di guida a incasso con binario in lamiera inox *Recessed floor guide with stainless steel sheet rail*	fino a 2 m *up to 2 m (6'6")*
	I-LB18-GIS25	Sistema di guida a incasso con binario in lamiera inox *Recessed floor guide with stainless steel sheet rail*	fino a 2,5 m *up to 2,5 m (8'2")*
	I-LB18-GIS30	Sistema di guida a incasso con binario in lamiera inox *Recessed floor guide with stainless steel sheet rail*	fino a 3 m *up to 3 m (9'10")*
	Per lunghezze superiori contattare l'ufficio Commerciale di Label SpA *For longer lengths, contact the Sales Department of Label SpA*		
Guida a incasso versione per porta telescopica *Recessed floor guide for telescopic door* 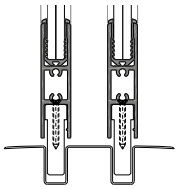	**I-LB18-GIT20**	Sistema di guida a incasso con binario in lamiera inox *Recessed floor guide with stainless steel sheet rail*	fino a 2 m *up to 2 m (6'6")*
	I-LB18-GIT25	Sistema di guida a incasso con binario in lamiera inox *Recessed floor guide with stainless steel sheet rail*	fino a 2,5 m *up to 2,5 m (8'2")*
	I-LB18-GIT30	Sistema di guida a incasso con binario in lamiera inox *Recessed floor guide with stainless steel sheet rail*	fino a 3 m *up to 3 m (9'10")*
	Per lunghezze superiori contattare l'ufficio commerciale di Label SpA. *For longer lengths, contact the Sales Department of Label SpA.*		
Guida a incasso versione per porta scorrevole *Recessed floor guide for sliding door* 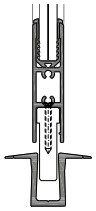	**I-LB18-GAS20**	Sistema di guida a incasso con binario in alluminio *Recessed floor guide with aluminium rail*	fino a 2 m *up to 2 m (6'6")*
	I-LB18-GAS25	Sistema di guida a incasso con binario in alluminio *Recessed floor guide with aluminium rail*	fino a 2,5 m *up to 2,5 m (8'2")*
	I-LB18-GAS35	Sistema di guida a incasso con binario in alluminio *Recessed floor guide with aluminium rail*	fino a 3,5 m *up to 3,5 m (11'5")*
	I-LB18-GAS45	Sistema di guida a incasso con binario in alluminio *Recessed floor guide with aluminium rail*	fino a 4,5 m *up to 4,5 m (14'9")*
	I-LB18-GAS60	Sistema di guida a incasso con binario in alluminio *Recessed floor guide with aluminium rail*	fino a 6 m *up to 6 m (19'8")*
Guida a incasso versione per porta telescopica *Recessed floor guide for telescopic door* 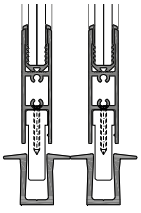	**I-LB18-GAT20**	Sistema di guida a incasso con binario in alluminio *Recessed floor guide with aluminium rail*	fino a 2 m *up to 2 m (6'6")*
	I-LB18-GAT30	Sistema di guida a incasso con binario in alluminio *Recessed floor guide with aluminium rail*	fino a 3 m *up to 3 m (9'10")*
	I-LB18-GAT60	Sistema di guida a incasso con binario in alluminio *Recessed floor guide with aluminium rail*	fino a 6 m *up to 6 m (19'8")*
Serratura per Ante Mobili *Lock for mobile leaves* 	**I-LB18-SERR**	Serratura per ante mobili con chiusura a pavimento. IL KIT SERRATURA I-LB18-SERR CONTIENE: 1 serratura, 1 blocchetto di riscontro, 1 lavorazione profilo per serratura. La guida in polizene e il binario sono da ordinare a parte. *Lock for mobile leaves with closure on floor.* *I-LB18-SERR IS COMPOSED BY:* *1 Lock, 1 Plastic Closure Block, 1 Profile Machining for Lock.* *Aluminium Rail and Polizene Guide Profiles are to be Ordered Separately*	



LB35
SERRAMENTO
DOOR

Il nuovissimo profilo **LB35** non ha rivali e si pone ai massimi livelli della categoria per resistenza, leggerezza e versatilità.

Il profilo **LB35**, in abbinamento con le **automazioni ETERNA e REVOLUS** (anche nelle versioni a due ante e telescopiche) permette la creazione di porte dal design sobrio ed apprezzate per la struttura snella e resistente.

Solidità, resistenza agli urti e alle flessioni sono infatti fattori determinanti per l'uso della porta in condizioni estreme, dove cioè la frequenza di utilizzo e le sollecitazioni ambientali sono particolarmente elevate.

Su questo profilo possono essere installati vari tipi di chiusure e serrature.

LB35: il profilo che fa la differenza.

*The brand new **LABEL LB35** profile knows no rivals. It represents the top of its class in terms of sturdiness, lightness and versatility.*

*The profile **LB35**, in combination with the automations **ETERNA and REVOLUS** (also in two-leaf and telescopic versions) makes it possible to create doors with an elegant design, valued for their slender structure and sturdiness.*

Strength and resistance to impacts and to flexion are determining factors when doors are being used in extreme conditions, or, in other words, where traffic and the number of environmental stresses are particularly high.

Different types of latches and locks can be installed on this profile.

LB35: the profile that makes all the difference.

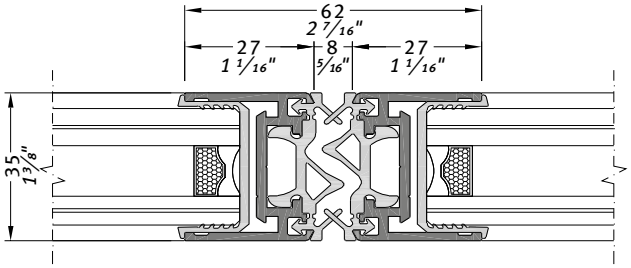

Porta di ingresso ed uscita realizzata con profili Sistema LABEL LB35.

Profili estrusi in lega di alluminio EN AW-6060 in accordo con la Normativa UNI EN 573 aventi stato di finitura T6 in accordo con la Normativa UNI EN 515 e tolleranze dimensionali e spessori in accordo con la Normativa UNI EN 12020.2 e/o UNI EN 755-9.
Sistema complanare con ante fisse e apribili di sezione 35 mm.
Profilo standard sottile, opzionale con camera maggiorata idonea per l'inserimento della serratura.
Accoppiamento con tagli a 90° mediante l'impiego di cavallotti che eliminano ulteriori lavorazioni di intestatura.
Guarnizioni estruse a disegno, realizzate in EPDM.
Inserimento del vetro ad infilare con guarnizione perimetrale interna ed esterna.

Sistema predisposto per accogliere vetrazioni tipo:
- Vetro Stratificato di sicurezza EN ISO 12543, spessori 44.2 e 55.2.
- Vetrata Isolante EN 1279 di spessore pari a 28 mm.

Possibilità di utilizzo con trattamento di tempra EN 12150.
Pannellatura aventi le medesime dimensioni dei vetri; finiture commerciali.

Trattamenti di protezione superficiale:
- Ossidazione anodica conforme alle direttive tecniche europee EURAS-EWAA.
- Verniciatura a polvere termoindurente conforme alle direttive tecniche europee QUALICOAT.

Sistema integrato con le Automazioni LABEL certificato EN16361.
La configurazione a due ante mobili con laterali fissi su Automazione ETERNA 150 ha ottenuto le seguenti prestazioni:
- Permeabilità all'aria in accordo alle Normative UNI EN 1026 e UNI EN 16361, Classe PPD2.
- Tenuta all'acqua in accordo alle Normative UNI EN 1027 e UNI EN 12208, Classe 4A.
- Resistenza al carico del vento in accordo alle Normative UNI EN 12211 e UNI EN 12210, Classe PPD2A.
- Resistenza all'urto interno in accordo alle Normativa UNI EN 13049, Classe 5.

Sistema integrato con le Automazioni LABEL certificato EN16361.
La configurazione a due ante mobili telescopiche su Automazione ETERNA T ha ottenuto le seguenti prestazioni:
- Permeabilità all'aria in accordo alle Normative UNI EN 1026 e UNI EN 16361, Classe PPD2.
- Tenuta all'acqua in accordo alle Normative UNI EN 1027 e UNI EN 12208, Classe 3A.
- Resistenza al carico del vento in accordo alle Normative UNI EN 12211 e UNI EN 12210, Classe CPPD1
- Resistenza all'urto interno in accordo alle Normativa UNI EN 13049, Classe 5.

Entry and exit door realized with profiles Sistema LABEL LB35.

Extruded profiles in aluminium alloy EN AW-6060 in accordance with standard UNI EN 573 having finish status T6 in accordance with the standard UNI EN 515 and dimensional tolerances and thicknesses in accordance with the standard UNI EN 12020.2 and/or UNI EN 755-9.
Co-planar system with fixed and opening leaves with a section of 35 mm (1⅜").
Slim standard profile, optionally with oversize spacer suitable to install the lock.
Coupling with 90° cuts, by means of cleats, which eliminate the need for further facing operations.
Extruded gaskets according to specifications in EPDM.
Push-in glass insertion, with inner and outer contour gasket.

System ready to accommodate the following type of glazing:
- *Laminated safety glass, compliant with EN ISO 12543, thickness 44.2 or 8 mm (5/16") and 55.2 or 10 mm (⅜").*
- *EN 1279 Insulating Glass Unit, thickness 28 mm(1⅛").*

Possibility of use with tempering treatment EN 12150.
Panels with the same dimensions as the glazings; commercial finishes.

Surface protective treatments:
- *Anodizing in compliance with EURAS-EWAA European technical directives.*
- *Thermoset powder coating applied in compliance with QUALICOAT European technical directives.*

System integrated with LABEL automations, certified in compliance with EN 16361.
The configuration with two mobile leaves with fixed sides on automation ETERNAL 150 has obtained the following performances:
- *Air permeability according to the Standards UNI EN 1026 and UNI EN 16361, Class PPD2.*
- *Water tightness according to the Standards UNI EN 1027 and UNI EN 12208, Class 4.*
- *Resistance to wind load according to the Standards UNI EN 12211 and UNI EN 12210, Class PPD2A.*
- *Internal impact resistance according to the standard UNI EN 13049, Class 5.*

System integrated with the LABEL Automations, certified in compliance with EN16361. The configuration with two telescopic mobile leaves on an ETERNA T Automation has achieved the following performances:
- *Air permeability in accordance with the Standards UNI EN 1026 and UNI EN 16361, Class PPD2.*
- *Water tightness in accordance with the Standards UNI EN 1027 and UNI EN 12208, Class 3A.*
- *Wind load resistance in accordance with the Standards UNI EN 12211 and UNI EN 12210, Class CPPD1.*
- *Inside impact resistance in accordance with Standard UNI EN 13049, Class 5.*

SERRAMENTO LAVORATO A MISURA SMACCHINATO
CUT AND MACHINED TO SIZE DOOR

		GREZZO *MILL FINISH*	STANDARD *STANDARD*	NON STANDARD *NON STANDARD*
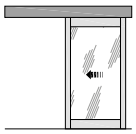 S-100NA	1000 x 2460 *39⅜" x 96⅞"*	**S-LB35-100NA1024-G**	**S-LB35-100NA1024**	**S-LB35-100NA1024-C**
	1000 x 3000 *39⅜" x 118⅛"*	**S-LB35-100NA1030-G**	**S-LB35-100NA1030**	**S-LB35-100NA1030-C**
	2000 x 2460 *78¾" x 96⅞"*	**S-LB35-100NA2024-G**	**S-LB35-100NA2024**	**S-LB35-100NA2024-C**
	2000 x 3000 *78¾" x 118⅛"*	**S-LB35-100NA2030-G**	**S-LB35-100NA2030**	**S-LB35-100NA2030-C**
 S-101NA	1600 x 2460 *63" x 96⅞"*	**S-LB35-101NA1624-G**	**S-LB35-101NA1624**	**S-LB35-101NA1624-C**
	1600 x 3000 *63" x 118⅛"*	**S-LB35-101NA1630-G**	**S-LB35-101NA1630**	**S-LB35-101NA1630-C**
	3000 x 2460 *118⅛" x 96⅞"*	**S-LB35-101NA3024-G**	**S-LB35-101NA3024**	**S-LB35-101NA3024-C**
	3000 x 3000 *118⅛" x 118⅛"*	**S-LB35-101NA3030-G**	**S-LB35-101NA3030**	**S-LB35-101NA3030-C**
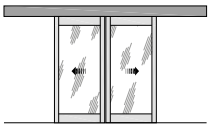 S-200NA	2000 x 2460 *78¾" x 96⅞"*	**S-LB35-200NA2024-G**	**S-LB35-200NA2024**	**S-LB35-200NA2024-C**
	2000 x 3000 *78¾" x 118⅛"*	**S-LB35-200NA2030-G**	**S-LB35-200NA2030**	**S-LB35-200NA2030-C**
	3000 x 2460 *118⅛" x 96⅞"*	**S-LB35-200NA3024-G**	**S-LB35-200NA3024**	**S-LB35-200NA3024-C**
	3000 x 3000 *118⅛" x 118⅛"*	**S-LB35-200NA3030-G**	**S-LB35-200NA3030**	**S-LB35-200NA3030-C**
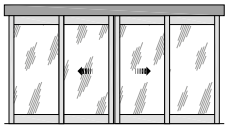 S-202NA	3000 x 2460 *118⅛" x 96⅞"*	**S-LB35-202NA3024-G**	**S-LB35-202NA3024**	**S-LB35-202NA3024-C**
	3000 x 3000 *118⅛" x 118⅛"*	**S-LB35-202NA3030-G**	**S-LB35-202NA3030**	**S-LB35-202NA3030-C**
	4000 x 2460 *157½" x 96⅞"*	**S-LB35-202NA4024-G**	**S-LB35-202NA4024**	**S-LB35-202NA4024-C**
	4000 x 3000 *157½" x 118⅛"*	**S-LB35-202NA4030-G**	**S-LB35-202NA4030**	**S-LB35-202NA4030-C**
	6000 x 2460 *236¼" x 96⅞"*	**S-LB35-202NA6024-G**	**S-LB35-202NA6024**	**S-LB35-202NA6024-C**
	6000 x 3000 *236¼" x 118⅛"*	**S-LB35-202NA6030-G**	**S-LB35-202NA6030**	**S-LB35-202NA6030-C**

SERRAMENTO LAVORATO A MISURA SMACCHINATO - VERSIONE TELESCOPICA
CUT AND MACHINED TO SIZE DOOR - TELESCOPIC VERSION

		GREZZO *MILL FINISH*	STANDARD *STANDARD*	NON STANDARD *NON STANDARD*
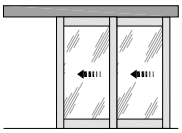 S-100TNA	1000 x 2460 *39⅜" x 96⅞"*	S-LB35-100TNA1024-G	S-LB35-100TNA1024	S-LB35-100TNA1024-C
	1000 x 3000 *39⅜" x 118⅛"*	S-LB35-100TNA1030-G	S-LB35-100TNA1030	S-LB35-100TNA1030-C
	2000 x 2460 *78¾" x 96⅞"*	S-LB35-100TNA2024-G	S-LB35-100TNA2024	S-LB35-100TNA2024-C
	2000 x 3000 *78¾" x 118⅛"*	S-LB35-100TNA2030-G	S-LB35-100TNA2030	S-LB35-100TNA2030-C
	3000 x 2460 *118⅛" x 96⅞"*	S-LB35-100TNA3024-G	S-LB35-100TNA3024	S-LB35-100TNA3024-C
	3000 x 3000 *118⅛" x 118⅛"*	S-LB35-100TNA3030-G	S-LB35-100TNA3030	S-LB35-100TNA3030-C
	4000 x 2460 *157½" x 96⅞"*	S-LB35-100TNA4024-G	S-LB35-100TNA4024	S-LB35-100TNA4024-C
	4000 x 3000 *157½" x 118⅛"*	S-LB35-100TNA4030-G	S-LB35-100TNA4030	S-LB35-100TNA4030-C
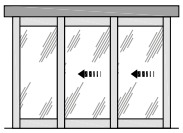 S-101TNA	2000 x 2460 *78¾" x 96⅞"*	S-LB35-101TNA2024-G	S-LB35-101TNA2024	S-LB35-101TNA2024-C
	2000 x 3000 *78¾" x 118⅛"*	S-LB35-101TNA2024-G	S-LB35-101TNA2030	S-LB35-101TNA2030-C
	3500 x 2460 *137¹³⁄₁₆" x 96⅞"*	S-LB35-101TNA3524-G	S-LB35-101TNA3524	S-LB35-101TNA3524-C
	3500 x 3000 *137¹³⁄₁₆" x 118⅛"*	S-LB35-101TNA3530-G	S-LB35-101TNA3530	S-LB35-101TNA3530-C
	5000 x 2460 *196⅞" x 96⅞"*	S-LB35-101TNA5024-G	S-LB35-101TNA5024	S-LB35-101TNA5024-C
	5000 x 3000 *196⅞" x 118⅛"*	S-LB35-101TNA5030-G	S-LB35-101TNA5030	S-LB35-101TNA5030-C
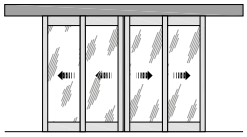 S-200TNA	2000 x 2460 *78¾" x 96⅞"*	S-LB35-200TNA2024-G	S-LB35-200TNA2024	S-LB35-200TNA2024-C
	2000 x 3000 *78¾" x 118⅛"*	S-LB35-200TNA2030-G	S-LB35-200TNA2030	S-LB35-200TNA2030-C
	3500 x 2460 *137¹³⁄₁₆" x 96⅞"*	S-LB35-200TNA3524-G	S-LB35-200TNA3524	S-LB35-200TNA3524-C
	3500 x 3000 *137¹³⁄₁₆" x 118⅛"*	S-LB35-200TNA3530-G	S-LB35-200TNA3530	S-LB35-200TNA3530-C
	4000 x 2460 *157½" x 96⅞"*	S-LB35-200TNA4024-G	S-LB35-200TNA4024	S-LB35-200TNA4024-C
	4000 x 3000 *157½" x 118⅛"*	S-LB35-200TNA4030-G	S-LB35-200TNA4030	S-LB35-200TNA4030-C
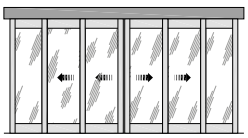 S-202TNA	4000 x 2460 *157½" x 96⅞"*	S-LB35-202TNA4024-G	S-LB35-202TNA4024	S-LB35-202TNA4024-C
	4000 x 3000 *157½" x 118⅛"*	S-LB35-202TNA4030-G	S-LB35-202TNA4030	S-LB35-202TNA4030-C
	5000 x 2460 *196⅞" x 96⅞"*	S-LB35-202TNA5024-G	S-LB35-202TNA5024	S-LB35-202TNA5024-C
	5000 x 3000 *196⅞" x 118⅛"*	S-LB35-202TNA5030-G	S-LB35-202TNA5030	S-LB35-202TNA5030-C
	6000 x 2460 *236¼" x 96⅞"*	S-LB35-202TNA6024-G	S-LB35-202TNA6024	S-LB35-202TNA6024-C
	6000 x 3000 *236¼" x 118⅛"*	S-LB35-202TNA6030-G	S-LB35-202TNA6030	S-LB35-202TNA6030-C

SERRAMENTO LAVORATO A MISURA ASSEMBLATO
CUT TO SIZE, ASSEMBLED DOOR

		STANDARD *STANDARD*	NON STANDARD *NON STANDARD*
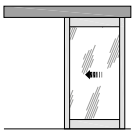 I-100NA	1000 x 2460 *39⅜" x 96⅞"*	**I-LB35-100NA1024**	**I-LB35-100NA1024-C**
	1000 x 3000 *39⅜" x 118⅛"*	**I-LB35-100NA1030**	**I-LB35-100NA1030-C**
	2000 x 2460 *78¾" x 96⅞"*	**I-LB35-100NA2024**	**I-LB35-100NA2024-C**
	2000 x 3000 *78¾" x 118⅛"*	**I-LB35-100NA2030**	**I-LB35-100NA2030-C**
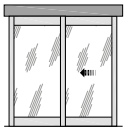 I-101NA	1600 x 2460 *63" x 96⅞"*	**I-LB35-101NA1624**	**I-LB35-101NA1624-C**
	1600 x 3000 *63" x 118⅛"*	**I-LB35-101NA1630**	**I-LB35-101NA1630-C**
	3000 x 2460 *118⅛" x 96⅞"*	**I-LB35-101NA3024**	**I-LB35-101NA3024-C**
	3000 x 3000 *118⅛" x 118⅛"*	**I-LB35-101NA3030**	**I-LB35-101NA3030-C**
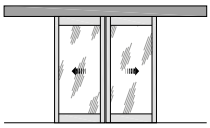 I-200NA	2000 x 2460 *78¾" x 96⅞"*	**I-LB35-200NA2024**	**I-LB35-200NA2024-C**
	2000 x 3000 *78¾" x 118⅛"*	**I-LB35-200NA2030**	**I-LB35-200NA2030-C**
	3000 x 2460 *118⅛" x 96⅞"*	**I-LB35-200NA3024**	**I-LB35-200NA3024-C**
	3000 x 3000 *118⅛" x 118⅛"*	**I-LB35-200NA3030**	**I-LB35-200NA3030-C**
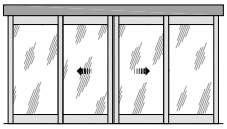 I-202NA	3000 x 2460 *118⅛" x 96⅞"*	**I-LB35-202NA3024**	**I-LB35-202NA3024-C**
	3000 x 3000 *118⅛" x 118⅛"*	**I-LB35-202NA3030**	**I-LB35-202NA3030-C**
	4000 x 2460 *157½" x 96⅞"*	**I-LB35-202NA4024**	**I-LB35-202NA4024-C**
	4000 x 3000 *157½" x 118⅛"*	**I-LB35-202NA4030**	**I-LB35-202NA4030-C**
	6000 x 2460 *236¼" x 96⅞"*	**I-LB35-202NA6024**	**I-LB35-202NA6024-C**
	6000 x 3000 *236¼" x 118⅛"*	**I-LB35-202NA6030**	**I-LB35-202NA6030-C**

SERRAMENTO LAVORATO A MISURA ASSEMBLATO - VERSIONE TELESCOPICA
CUT TO SIZE, ASSEMBLED DOOR - TELESCOPIC VERSION

		STANDARD *STANDARD*	NON STANDARD *NON STANDARD*
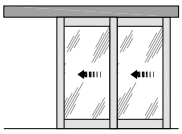 I-100TNA	1000 x 2460 *39⅜" x 96⅞"*	I-LB35-100TNA1024	I-LB35-100TNA1024-C
	1000 x 3000 *39⅜" x 118⅛"*	I-LB35-100TNA1030	I-LB35-100TNA1030-C
	2000 x 2460 *78¾" x 96⅞"*	I-LB35-100TNA2024	I-LB35-100TNA2024-C
	2000 x 3000 *78¾" x 118⅛"*	I-LB35-100TNA2030	I-LB35-100TNA2030-C
	3000 x 2460 *118⅛" x 96⅞"*	I-LB35-100TNA3024	I-LB35-100TNA3024-C
	3000 x 3000 *118⅛" x 118⅛"*	I-LB35-100TNA3030	I-LB35-100TNA3030-C
	4000 x 2460 *157½" x 96⅞"*	I-LB35-100TNA4024	I-LB35-100TNA4024-C
	4000 x 3000 *157½" x 118⅛"*	I-LB35-100TNA4030	I-LB35-100TNA4030-C
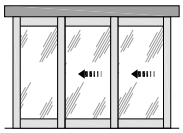 I-101TNA	2000 x 2460 *78¾" x 96⅞"*	I-LB35-101TNA2024	I-LB35-101TNA2024-C
	2000 x 3000 *78¾" x 118⅛"*	I-LB35-101TNA2030	I-LB35-101TNA2030-C
	3500 x 2460 *137¹³⁄₁₆" x 96⅞"*	I-LB35-101TNA3524	I-LB35-101TNA3524-C
	3500 x 3000 *137¹³⁄₁₆" x 118⅛"*	I-LB35-101TNA3530	I-LB35-101TNA3530-C
	5000 x 2460 *196⅞" x 96⅞"*	I-LB35-101TNA5024	I-LB35-101TNA5024-C
	5000 x 3000 *196⅞" x 118⅛"*	I-LB35-101TNA5030	I-LB35-101TNA5030-C
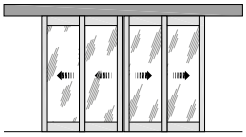 I-200TNA	2000 x 2460 *78¾" x 96⅞"*	I-LB35-200TNA2024	I-LB35-200TNA2024-C
	2000 x 3000 *78¾" x 118⅛"*	I-LB35-200TNA2030	I-LB35-200TNA2030-C
	3500 x 2460 *137¹³⁄₁₆" x 96⅞"*	I-LB35-200TNA3524	I-LB35-200TNA3524-C
	3500 x 3000 *137¹³⁄₁₆" x 118⅛"*	I-LB35-200TNA3530	I-LB35-200TNA3530-C
	4000 x 2460 *157½" x 96⅞"*	I-LB35-200TNA4024	I-LB35-200TNA4024-C
	4000 x 3000 *157½" x 118⅛"*	I-LB35-200TNA4030	I-LB35-200TNA4030-C
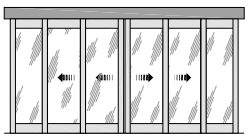 I-202TNA	4000 x 2460 *157½" x 96⅞"*	I-LB35-202TNA4024	I-LB35-202TNA4024-C
	4000 x 3000 *157½" x 118⅛"*	I-LB35-202TNA4030	I-LB35-202TNA4030-C
	5000 x 2460 *196⅞" x 96⅞"*	I-LB35-202TNA5024	I-LB35-202TNA5024-C
	5000 x 3000 *196⅞" x 118⅛"*	I-LB35-202TNA5030	I-LB35-202TNA5030-C
	6000 x 2460 *236¼" x 96⅞"*	I-LB35-202TNA6024	I-LB35-202TNA6024-C
	6000 x 3000 *236¼" x 118⅛"*	I-LB35-202TNA6030	I-LB35-202TNA6030-C



LB35
SERRAMENTO
DOOR

VERSIONE CON TELAIO PREASSEMBLATO

Il nuovissimo profilo **LB35** non ha rivali e si pone ai massimi livelli della categoria per resistenza, leggerezza e versatilità.

Il profilo **LB35**, in abbinamento con le **automazioni ETERNA e REVOLUS** (anche nelle versioni a due ante e telescopiche) permette la creazione di porte dal design sobrio ed apprezzate per la struttura snella e resistente.

Solidità, resistenza agli urti e alle flessioni sono infatti fattori determinanti per l'uso della porta in condizioni estreme, dove cioè la frequenza di utilizzo e le sollecitazioni ambientali sono particolarmente elevate.

Su questo profilo possono essere installati vari tipi di chiusure e serrature.

LB35: il profilo che fa la differenza.

VERSION WITH PRE-ASSEMBLED FRAME

*The brand new **LABEL LB35** profile knows no rivals. It represents the top of its class in terms of sturdiness, lightness and versatility.*

*The profile **LB35**, in combination with the automations **ETERNA and REVOLUS** (also in two-leaf and telescopic versions) makes it possible to create doors with an elegant design, valued for their slender structure and sturdiness.*

Strength and resistance to impacts and to flexion are determining factors when doors are being used in extreme conditions, or, in other words, where traffic and the number of environmental stresses are particularly high.

Different types of latches and locks can be installed on this profile.

LB35: the profile that makes all the difference.

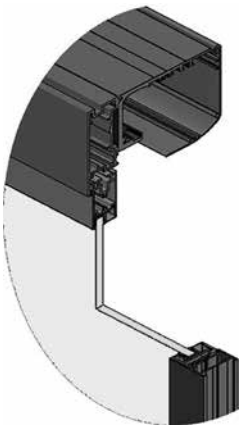

Porta di ingresso ed uscita realizzata con profili Sistema LABEL LB35.

Profili estrusi in lega di alluminio EN AW-6060 in accordo con la Normativa UNI EN 573 aventi stato di finitura T6 in accordo con la Normativa UNI EN 515 e tolleranze dimensionali e spessori in accordo con la Normativa UNI EN 12020.2 e/o UNI EN 755-9.
Sistema complanare con ante fisse e apribili di sezione 35 mm.
Profilo standard sottile, opzionale con camera maggiorata idonea per l'inserimento della serratura.
Accoppiamento con tagli a 90° mediante l'impiego di cavallotti che eliminano ulteriori lavorazioni di intestatura.
Guarnizioni estruse a disegno, realizzate in EPDM.
Inserimento del vetro ad infilare con guarnizione perimetrale interna ed esterna.

Sistema predisposto per accogliere vetrazioni tipo:
- Vetro Stratificato di sicurezza EN ISO 12543, spessori 44.2 e 55.2.
- Vetrata Isolante EN 1279 di spessore pari a 28 mm.

Possibilità di utilizzo con trattamento di tempra EN 12150.
Pannellatura aventi le medesime dimensioni dei vetri; finiture commerciali.

Trattamenti di protezione superficiale:
- Ossidazione anodica conforme alle direttive tecniche europee EURAS-EWAA.
- Verniciatura a polvere termoindurente conforme alle direttive tecniche europee QUALICOAT.

Telaio Fisso preassemblato per una posa più agevole; possibilità di realizzare ante fisse con "soluzione a scomparsa" integrate nell'ingombro del telaio fisso.
Possibilità di realizzare sopraluci fissi di notevoli dimensioni.
Disponibile sia in versione Scorrevole che Telescopica, soluzioni abbinabili alle Automazioni Label.

Entry and exit door realized with profiles Sistema LABEL LB35.

Extruded profiles in aluminium alloy EN AW-6060 in accordance with standard UNI EN 573 having finish status T6 in accordance with the standard UNI EN 515 and dimensional tolerances and thicknesses in accordance with the standard UNI EN 12020.2 and/or UNI EN 755-9.
Co-planar system with fixed and opening leaves with a section of 35 mm (1⅜").
Slim standard profile, optionally with oversize spacer suitable to install the lock.
Coupling with 90° cuts, by means of cleats, which eliminate the need for further facing operations.
Extruded gaskets according to specifications in EPDM.
Push-in glass insertion, with inner and outer contour gasket.

System ready to accommodate the following type of glazing:
- *Laminated safety glass, compliant with EN ISO 12543, thickness 44.2 or 8 mm (5/16") and 55.2 or 10 mm (⅜").*
- *EN 1279 Insulating Glass Unit, thickness 28 mm(1⅛").*

Possibility of use with tempering treatment EN 12150.
Panels with the same dimensions as the glazings; commercial finishes.

Surface protective treatments:
- *Anodizing in compliance with EURAS-EWAA European technical directives.*
- *Thermoset powder coating applied in compliance with QUALICOAT European technical directives.*

Fixed preassembled frame for easier installation; possibility to realize fixed leaves with "recessed solution" integrated in the overall dimensions of the fixed frame.
Possibility to realize large fixed transoms.
Available both in Sliding and Telescopic version, which can be combined with Label Automations.

SERRAMENTO LAVORATO A MISURA - VERSIONE CON TELAIO PREASSEMBLATO
CUT TO SIZE DOOR - VERSION WITH PRE-ASSEMBLED FRAME

		STANDARD *STANDARD*	NON STANDARD *NON STANDARD*
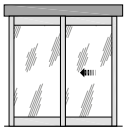 S-101NA	1600 x 2460 *63" x 96⅞"*	**S-LB35F-101NA1624**	**S-LB35F-101NA1624-C**
	1600 x 3000 *63" x 118⅛"*	**S-LB35F-101NA1630**	**S-LB35F-101NA1630-C**
	3000 x 2460 *118⅛" x 96⅞"*	**S-LB35F-101NA3024**	**S-LB35F-101NA3024-C**
	3000 x 3000 *118⅛" x 118⅛"*	**S-LB35F-101NA3030**	**S-LB35F-101NA3030-C**
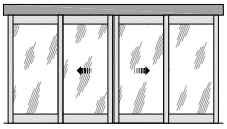 S-202NA	3000 x 2460 *118⅛" x 96⅞"*	**S-LB35F-202NA3024**	**S-LB35F-202NA3024-C**
	3000 x 3000 *118⅛" x 118⅛"*	**S-LB35F-202NA3030**	**S-LB35F-202NA3030-C**
	4000 x 2460 *157½" x 96⅞"*	**S-LB35F-202NA4024**	**S-LB35F-202NA4024-C**
	4000 x 3000 *157½" x 118⅛"*	**S-LB35F-202NA4030**	**S-LB35F-202NA4030-C**
	6000 x 2460 *236¼" x 96⅞"*	**S-LB35F-202NA6024**	**S-LB35F-202NA6024-C**
	6000 x 3000 *236¼" x 118⅛"*	**S-LB35F-202NA6030**	**S-LB35F-202NA6030-C**
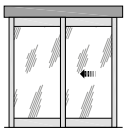 I-101NA	1600 x 2460 *63" x 96⅞"*	**I-LB35F-101NA1624**	**I-LB35F-101NA1624-C**
	1600 x 3000 *63" x 118⅛"*	**I-LB35F-101NA1630**	**I-LB35F-101NA1630-C**
	3000 x 2460 *118⅛" x 96⅞"*	**I-LB35F-101NA3024**	**I-LB35F-101NA3024-C**
	3000 x 3000 *118⅛" x 118⅛"*	**I-LB35F-101NA3030**	**I-LB35F-101NA3030-C**
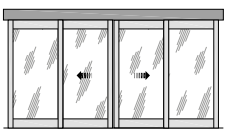 I-202NA	3000 x 2460 *118⅛" x 96⅞"*	**I-LB35F-202NA3024**	**I-LB35F-202NA3024-C**
	3000 x 3000 *118⅛" x 118⅛"*	**I-LB35F-202NA3030**	**I-LB35F-202NA3030-C**
	4000 x 2460 *157½" x 96⅞"*	**I-LB35F-202NA4024**	**I-LB35F-202NA4024-C**
	4000 x 3000 *157½" x 118⅛"*	**I-LB35F-202NA4030**	**I-LB35F-202NA4030-C**
	6000 x 2460 *236¼" x 96⅞"*	**I-LB35F-202NA6024**	**I-LB35F-202NA6024-C**
	6000 x 3000 *236¼" x 118⅛"*	**I-LB35F-202NA6030**	**I-LB35F-202NA6030-C**

SERRAMENTO LAVORATO A MISURA - VERSIONE CON TELAIO PREASSEMBLATO
CUT TO SIZE DOOR - VERSION WITH PRE-ASSEMBLED FRAME

		STANDARD *STANDARD*	NON STANDARD *NON STANDARD*
 S-111NA	1600 x 3500 *63" x 137 13/16"*	**S-LB35F-111NA1635**	**S-LB35F-111NA1635-C**
	1600 x 5000 *63" x 196 7/8"*	**S-LB35F-111NA1650**	**S-LB35F-111NA1650-C**
	3000 x 3500 *118 1/8" x 137 13/16"*	**S-LB35F-111NA3035**	**S-LB35F-111NA3035-C**
	3000 x 5000 *118 1/8" x 196 7/8"*	**S-LB35F-111NA3050**	**S-LB35F-111NA3050-C**
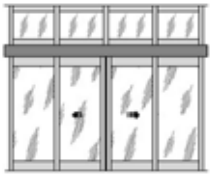 S-212NA	3000 x 3500 *118 1/8" x 137 13/16"*	**S-LB35F-212NA3035**	**S-LB35F-212NA3035-C**
	3000 x 5000 *118 1/8" x 196 7/8"*	**S-LB35F-212NA3050**	**S-LB35F-212NA3050-C**
	4000 x 3500 *157 1/2" x 137 13/16"*	**S-LB35F-212NA4035**	**S-LB35F-212NA4035-C**
	4000 x 5000 *157 1/2" x 196 7/8"*	**S-LB35F-212NA4050**	**S-LB35F-212NA4050-C**
	6000 x 3500 *236 1/4" x 137 13/16"*	**S-LB35F-212NA6035**	**S-LB35F-212NA6035-C**
	6000 x 5000 *236 1/4" x 196 7/8"*	**S-LB35F-212NA6050**	**S-LB35F-212NA6050-C**
 I-111NA	1600 x 3500 *63" x 137 13/16"*	**I-LB35F-111NA1635**	**I-LB35F-111NA1635-C**
	1600 x 5000 *63" x 196 7/8"*	**I-LB35F-111NA1650**	**I-LB35F-111NA1650-C**
	3000 x 3500 *118 1/8" x 137 13/16"*	**I-LB35F-111NA3035**	**I-LB35F-111NA3035-C**
	3000 x 5000 *118 1/8" x 196 7/8"*	**I-LB35F-111NA3050**	**I-LB35F-111NA3050-C**
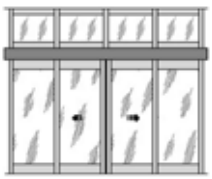 I-212NA	3000 x 3500 *118 1/8" x 137 13/16"*	**I-LB35F-212NA3035**	**I-LB35F-212NA3035-C**
	3000 x 5000 *118 1/8" x 196 7/8"*	**I-LB35F-212NA3050**	**I-LB35F-212NA3050-C**
	4000 x 3500 *157 1/2" x 137 13/16"*	**I-LB35F-212NA4035**	**I-LB35F-212NA4035-C**
	4000 x 5000 *157 1/2" x 196 7/8"*	**I-LB35F-212NA4050**	**I-LB35F-212NA4050-C**
	6000 x 3500 *236 1/4" x 137 13/16"*	**I-LB35F-212NA6035**	**I-LB35F-212NA6035-C**
	6000 x 5000 *236 1/4" x 196 7/8"*	**I-LB35F-212NA6050**	**I-LB35F-212NA6050-C**

SERRAMENTO LAVORATO A MISURA - VERSIONE CON TELAIO PREASSEMBLATO
CUT TO SIZE DOOR - VERSION WITH PRE-ASSEMBLED FRAME

		STANDARD *STANDARD*	NON STANDARD *NON STANDARD*
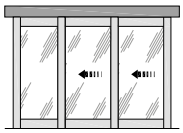 S-101TNA	2000 x 2460 *78¾" x 96⅞"*	**S-LB35F-101TNA2024**	**S-LB35F-101TNA2024-C**
	2000 x 3000 *78¾" x 118⅛"*	**S-LB35F-101TNA2030**	**S-LB35F-101TNA2030-C**
	3500 x 2460 *137¹³⁄₁₆" x 96⅞"*	**S-LB35F-101TNA3524**	**S-LB35F-101TNA3524-C**
	3500 x 3000 *137¹³⁄₁₆" x 118⅛"*	**S-LB35F-101TNA3530**	**S-LB35F-101TNA3530-C**
	5000 x 2460 *196⅞" x 96⅞"*	**S-LB35F-101TNA5024**	**S-LB35F-101TNA5024-C**
	5000 x 3000 *196⅞" x 118⅛"*	**S-LB35F-101TNA5030**	**S-LB35F-101TNA5030-C**
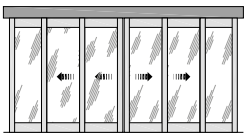 S-202TNA	4000 x 2460 *157½" x 96⅞"*	**S-LB35F-202TNA4024**	**S-LB35F-202TNA4024-C**
	4000 x 3000 *157½" x 118⅛"*	**S-LB35F-202TNA4030**	**S-LB35F-202TNA4030-C**
	5000 x 2460 *196⅞" x 96⅞"*	**S-LB35F-202TNA5024**	**S-LB35F-202TNA5024-C**
	5000 x 3000 *196⅞" x 118⅛"*	**S-LB35F-202TNA5030**	**S-LB35F-202TNA5030-C**
	6000 x 2460 *236¼" x 96⅞"*	**S-LB35F-202TNA6024**	**S-LB35F-202TNA6024-C**
	6000 x 3000 *236¼" x 118⅛"*	**S-LB35F-202TNA6030**	**S-LB35F-202TNA6030-C**
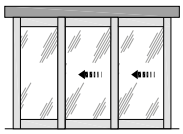 I-101TNA	2000 x 2460 *78¾" x 96⅞"*	**I-LB35F-101TNA2024**	**I-LB35F-101TNA2024-C**
	2000 x 3000 *78¾" x 118⅛"*	**I-LB35F-101TNA2030**	**I-LB35F-101TNA2030-C**
	3500 x 2460 *137¹³⁄₁₆" x 96⅞"*	**I-LB35F-101TNA3524**	**I-LB35F-101TNA3524-C**
	3500 x 3000 *137¹³⁄₁₆" x 118⅛"*	**I-LB35F-101TNA3530**	**I-LB35F-101TNA3530-C**
	5000 x 2460 *196⅞" x 96⅞"*	**I-LB35F-101TNA5024**	**I-LB35F-101TNA5024-C**
	5000 x 3000 *196⅞" x 118⅛"*	**I-LB35F-101TNA5030**	**I-LB35F-101TNA5030-C**
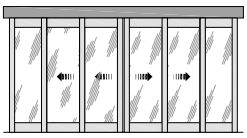 I-202TNA	4000 x 2460 *157½" x 96⅞"*	**I-LB35F-202TNA4024**	**I-LB35F-202TNA4024-C**
	4000 x 3000 *157½" x 118⅛"*	**I-LB35F-202TNA4030**	**I-LB35F-202TNA4030-C**
	5000 x 2460 *196⅞" x 96⅞"*	**I-LB35F-202TNA5024**	**I-LB35F-202TNA5024-C**
	5000 x 3000 *196⅞" x 118⅛"*	**I-LB35F-202TNA5030**	**I-LB35F-202TNA5030-C**
	6000 x 2460 *236¼" x 96⅞"*	**I-LB35F-202TNA6024**	**I-LB35F-202TNA6024-C**
	6000 x 3000 *236¼" x 118⅛"*	**I-LB35F-202TNA6030**	**I-LB35F-202TNA6030-C**

SERRAMENTO LAVORATO A MISURA - VERSIONE CON TELAIO PREASSEMBLATO
CUT TO SIZE DOOR - VERSION WITH PRE-ASSEMBLED FRAME

		STANDARD *STANDARD*	NON STANDARD *NON STANDARD*
 S-111TNA	2000 x 3500 *78¾" x 137¹³⁄₁₆"*	**S-LB35F-111TNA2035**	**S-LB35F-111TNA2035-C**
	2000 x 5000 *78¾" x 196⅞"*	**S-LB35F-111TNA2050**	**S-LB35F-111TNA2050-C**
	3500 x 3500 *137¹³⁄₁₆" x 137¹³⁄₁₆"*	**S-LB35F-111TNA3535**	**S-LB35F-111TNA3535-C**
	3500 x 5000 *137¹³⁄₁₆" x 196⅞"*	**S-LB35F-111TNA3550**	**S-LB35F-111TNA3550-C**
	5000 x 3500 *196⅞" x 137¹³⁄₁₆"*	**S-LB35F-111TNA5035**	**S-LB35F-111TNA5035-C**
	5000 x 5000 *196⅞" x 196⅞"*	**S-LB35F-111TNA5050**	**S-LB35F-111TNA5050-C**
 S-212TNA	4000 x 3500 *157½" x 137¹³⁄₁₆"*	**S-LB35F-212TNA4035**	**S-LB35F-212TNA4035-C**
	4000 x 5000 *157½" x 196⅞"*	**S-LB35F-212TNA4050**	**S-LB35F-212TNA4050-C**
	5000 x 3500 *196⅞" x 137¹³⁄₁₆"*	**S-LB35F-212TNA5035**	**S-LB35F-212TNA5035-C**
	5000 x 5000 *196⅞" x 196⅞"*	**S-LB35F-212TNA5050**	**S-LB35F-212TNA5050-C**
	6000 x 3500 *236¼" x 137¹³⁄₁₆"*	**S-LB35F-212TNA6035**	**S-LB35F-212TNA6035-C**
	6000 x 5000 *236¼" x 196⅞"*	**S-LB35F-212TNA6050**	**S-LB35F-212TNA6050-C**
 I-111TNA	2000 x 3500 *78¾" x 137¹³⁄₁₆"*	**I-LB35F-111TNA2035**	**I-LB35F-111TNA2035-C**
	2000 x 5000 *78¾" x 196⅞"*	**I-LB35F-111TNA2050**	**I-LB35F-111TNA2050-C**
	3500 x 3500 *137¹³⁄₁₆" x 137¹³⁄₁₆"*	**I-LB35F-111TNA3535**	**I-LB35F-111TNA3535-C**
	3500 x 5000 *137¹³⁄₁₆" x 196⅞"*	**I-LB35F-111TNA3550**	**I-LB35F-111TNA3550-C**
	5000 x 3500 *196⅞" x 137¹³⁄₁₆"*	**I-LB35F-111TNA5035**	**I-LB35F-111TNA5035-C**
	5000 x 5000 *196⅞" x 196⅞"*	**I-LB35F-111TNA5050**	**I-LB35F-111TNA5050-C**
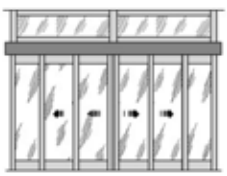 I-212TNA	4000 x 3500 *157½" x 137¹³⁄₁₆"*	**I-LB35F-212TNA4035**	**I-LB35F-212TNA4035-C**
	4000 x 5000 *157½" x 196⅞"*	**I-LB35F-212TNA4050**	**I-LB35F-212TNA4050-C**
	5000 x 3500 *196⅞" x 137¹³⁄₁₆"*	**I-LB35F-212TNA5035**	**I-LB35F-212TNA5035-C**
	5000 x 5000 *196⅞" x 196⅞"*	**I-LB35F-212TNA5050**	**I-LB35F-212TNA5050-C**
	6000 x 3500 *236¼" x 137¹³⁄₁₆"*	**I-LB35F-212TNA6035**	**I-LB35F-212TNA6035-C**
	6000 x 5000 *236¼" x 196⅞"*	**I-LB35F-212TNA6050**	**I-LB35F-212TNA6050-C**

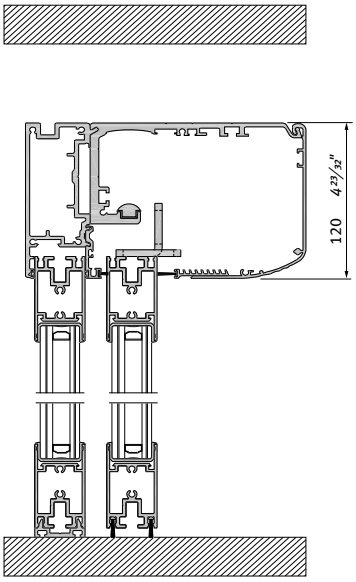

TRAVE AUTOPORTANTE PER SERRAMENTI SERIE LB18 E LB35.

La fornitura comprende il profilo tagliato a misura, con la finitura prescelta, completo degli elementi di fissaggio a parete e dei profili e guarnizioni complementari.
Non è previsto l'impiego in caso di sole ante mobili.
Può essere abbinato con il sopraluce.

Per applicazioni con automazione da 120 mm è disponibile il kit di fissaggio pesante APUNAP1 (**fare riferimento al Catalogo Automazioni**).

SELF-BEARING TRANSOM FOR DOORS SERIES LB18 AND LB35.

The supply includes the profile cut to size, with the chosen finish, complete with the wall fixing elements and complementary profiles and gaskets.
Use is not provided for in the case of mobile leaves only.
It can be combined with the fanlight.

*For applications with 120 mm (4¾") automation, it is available the heavy duty fastening kit APUNAP1 (**refer to the Automations Catalogue**).*

Esempio di applicazione con serramento **LB35** ed automazione **ETERNA 150**
*Example of application with door **LB35** and automation **ETERNA 150***

ELEMENTI STRUTTURALI A MISURA - Soluzione non prevista per la versione con telaio preassemblato
CUT TO SIZE STRUCTURAL ELEMENTS - Solution not available for the version with preassembled frame

		STANDARD *STANDARD*	NON STANDARD *NON STANDARD*
Eterna 90; Revolus 90 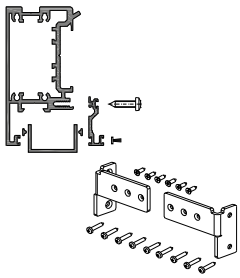	2,5 m *8'2"*	**I-LBSR-ETPA25**	**I-LBSR-ETPA25-C**
	3,2 m *10'5"*	**I-LBSR-ETPA32**	**I-LBSR-ETPA32-C**
	4,5 m *14'9"*	**I-LBSR-ETPA45**	**I-LBSR-ETPA45-C**
	6 m *19'8"*	**I-LBSR-ETPA60**	**I-LBSR-ETPA60-C**
Eterna 150 - Revolus 150; Eterna-T 300; Revolus-T 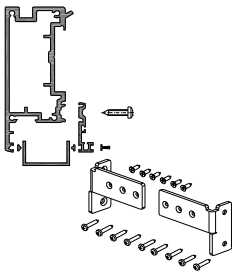	2,5 m *8'2"*	**I-LBSR-EVPA25**	**I-LBSR-EVPA25-C**
	3,2 m *10'5"*	**I-LBSR-EVPA32**	**I-LBSR-EVPA32-C**
	4,5 m *14'9"*	**I-LBSR-EVPA45**	**I-LBSR-EVPA45-C**
	6 m *19'8"*	**I-LBSR-EVPA60**	**I-LBSR-EVPA60-C**

ELEMENTI AGGIUNTIVI A MISURA SMACCHINATI - Soluzione non prevista per la versione con telaio preassemblato
ADDITIONAL ELEMENTS CUT TO SIZE AND MACHINED - Solution not available for the version with preassembled frame

		STANDARD *STANDARD*	NON STANDARD *NON STANDARD*
Vetrina fissa - *Fixed glaze*	1000 x 3000 *39⅜" x 118⅛"*	**S-LB35-001-NA1030**	**S-LB35-001-NA1030-C**
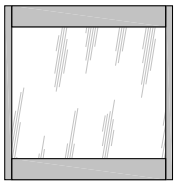 S-001-NA	2000 x 3000 *78¾" x 118⅛"*	**S-LB35-001-NA2030**	**S-LB35-001-NA2030-C**
	3000 x 3000 *118⅛" x 118⅛"*	**S-LB35-001-NA3030**	**S-LB35-001-NA3030-C**

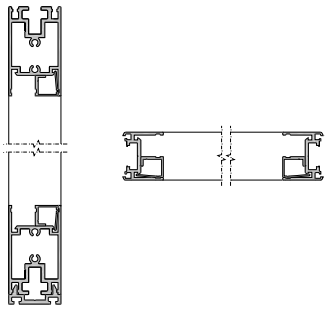

VETRINA FISSA COMPOSTA DA:

- Profili verticali P3502
- Profili orizzontali P3503
- Guida a pavimento P3505
- Profili fermavetro P3508
- Guarnizioni per vetro
- Accessori e viteria per assemblaggio anta fissa

Sono escluse le viterie ed i tasselli di fissaggio.

L'immissione sul mercato delle vetrine fisse è subordinata dalla verifica, in carico al Cliente, della normativa vigente in materia.

FIXED GLAZE CONSISTING OF:

- *Vertical profiles P3502*
- *Horizontal profiles P3503*
- *Floor guide P3505*
- *Glazing beads P3508*
- *Glass gaskets*
- *Accessories and screws for fixed leaf assembly*

Screws and fixing anchors are not included.

The marketing of fixed glazes is subject to the verification by the Customer of the legislation in force in this field.

Soluzione non prevista per la versione con telaio preassemblato
Solution not available for the version with preassembled frame

		STANDARD *STANDARD*	NON STANDARD *NON STANDARD*
Sopraluce - *Fanlight*	1600 x 1550 *63" x 61"*	**S-LB35-010-NA1615**	**S-LB35-010-NA1615-C**
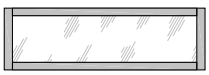 S-010-NA	3000 x 1550 *118⅛" x 61"*	**S-LB35-010-NA3015**	**S-LB35-010-NA3015-C**
	4000 x 1550 *157½" x 61"*	**S-LB35-010-NA4015**	**S-LB35-010-NA4015-C**
	6000 x 1550 *236¼" x 61"*	**S-LB35-010-NA6015**	**S-LB35-010-NA6015-C**
	1550 *61"*	**S-LB35-MET15**	**S-LB35-MET15-C**

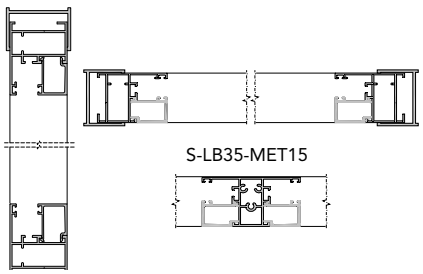
S-LB35-MET15

SOPRALUCE FISSO COMPOSTO DA:

- Profili verticali P3598
- Profili orizzontali P3598
- Profili di compensazione P3595
- Profili fermavetro P3594
- Guarnizioni per vetro
- Accessori e viteria per assemblaggio anta fissa

Sono escluse le viterie ed i tasselli di fissaggio.
In caso di sopraluce a più specchiature sommare il Montante Intermedio S-LB35-MET15.
In caso di sopraluce sdoppiato realizzato da due serramenti distiniti, sommare i corrispettivi da tabella superiore.

FIXED FANLIGHT COMPOSED OF:

- *Vertical profiles P3598*
- *Horizontal profiles P3598*
- *Offset profiles P3595*
- *Glazing beads P3594*
- *Glass gaskets*
- *Accessories and screws for fixed leaf assembly*

Screws and fixing anchors are not included.
In case of fanlights with multiple panels, add the jamb S-LB35-MET15.
In the case of a split fanlight realized by two different doors, add the amounts from the table above.

ELEMENTI AGGIUNTIVI A MISURA ASSEMBLATI - Soluzione non prevista per la versione con telaio preassemblato
ADDITIONAL ELEMENTS CUT TO SIZE AND ASSEMBLED - Solution not available for the version with preassembled frame

		STANDARD *STANDARD*	NON STANDARD *NON STANDARD*
Vetrina fissa - *Fixed glaze* 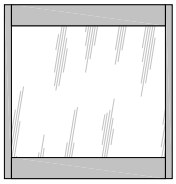 I-001NA	1000 x 3000 *39⅜" x 118⅛"*	**I-LB35-001-NA1030**	**I-LB35-001-NA1030-C**
	2000 x 3000 *78¾" x 118⅛"*	**I-LB35-001-NA2030**	**I-LB35-001-NA2030-C**
	3000 x 3000 *118⅛" x 118⅛"*	**I-LB35-001-NA3030**	**I-LB35-001-NA3030-C**

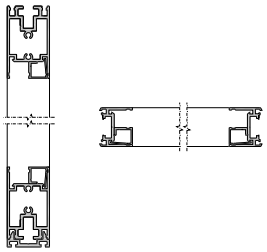

VETRINA FISSA COMPOSTA DA:

- Profili verticali P3502
- Profili orizzontali P3503
- Guida a pavimento P3505
- Profili fermavetro P3508
- Guarnizioni per vetro
- Accessori e viteria per assemblaggio anta fissa

Sono escluse le viterie ed i tasselli di fissaggio.

L'immissione sul mercato delle vetrine fisse è subordinata dalla verifica, in carico al Cliente, della normativa vigente in materia.

FIXED GLAZE CONSISTING OF:

- *Vertical profiles P3502*
- *Horizontal profiles P3503*
- *Floor guide P3505*
- *Glazing beads P3508*
- *Glass gaskets*
- *Accessories and screws for fixed leaf assembly*

Screws and fixing anchors are not included.

The marketing of fixed glazes is subject to the verification by the Customer of the legislation in force in this field.

Soluzione non prevista per la versione con telaio preassemblato
Solution not available for the version with preassembled frame

		STANDARD *STANDARD*	NON STANDARD *NON STANDARD*
Sopraluce - *Fanlight* 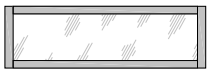 I-010-NA	1600 x 1550 *63" x 61"*	**I-LB35-010-NA1615**	**I-LB35-010-NA1615-C**
	3000 x 1550 *118⅛" x 61"*	**I-LB35-010-NA3015**	**I-LB35-010-NA3015-C**
	4000 x 1550 *157½" x 61"*	**I-LB35-010-NA4015**	**I-LB35-010-NA4015-C**
	6000 x 1550 *236¼" x 61"*	**I-LB35-010-NA6015**	**I-LB35-010-NA6015-C**
	1550 *61"*	**S-LB35-MET15**	**S-LB35-MET15-C**

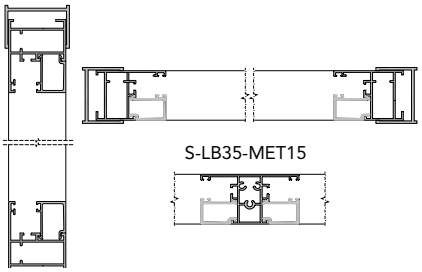
S-LB35-MET15

SOPRALUCE FISSO COMPOSTO DA:

- Profili verticali P3598
- Profili orizzontali P3598
- Profili di compensazione P3595
- Profili fermavetro P3594
- Guarnizioni per vetro
- Accessori e viteria per assemblaggio anta fissa

Sono escluse le viterie ed i tasselli di fissaggio.
In caso di sopraluce a più specchiature sommare il Montante Intermedio S-LB35-MET15.
In caso di sopraluce sdoppiato realizzato da due serramenti distiniti, sommare i corrispettivi da tabella superiore.

FIXED FANLIGHT COMPOSED OF:

- *Vertical profiles P3598*
- *Horizontal profiles P3598*
- *Offset profiles P3595*
- *Glazing beads P3594*
- *Glass gaskets*
- *Accessories and screws for fixed leaf assembly*

Screws and fixing anchors are not included.
In case of fanlights with multiple panels, add the jamb S-LB35-MET15.
In the case of a split fanlight realized by two different doors, add the amounts from the table above.

ELEMENTI OPZIONALI
OPTIONAL COMPONENTS

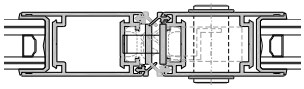

Con l'impiego delle serrature I-LB35-SERR1A e I-LB35-SERR2A è fortemente consigliato l'utilizzo del profilo guida a pavimento articolo P4607A65.

With the use of locks I-LB35-SERR1A and I-LB35-SERR2A it is strongly recommended to use the recessed floor guide item P4607A65.

I-LB35-SERR1A	Serratura per ante mobili con chiusura superiore ed inferiore *Lock for mobile doors with upper and lower closure*
I-LB35-SERR2A	Serratura per ante mobili con chiusura triplice *Lock for mobile doors with triple closure*
I-LB35-SERR3A	Serratura per ante mobili con chiusura centrale *Lock for mobile doors with central closure*

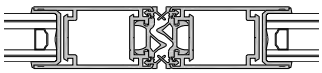

I-LB35-PMAG	Profilo Maggiorato per LB35 *Oversize profile for LB35*

La serratura comprende il profilo maggiorato

The lock includes the oversize profile

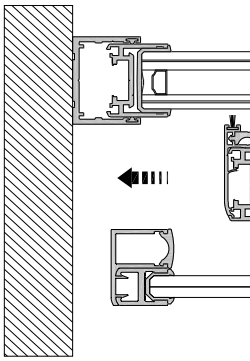

Anta di protezione per serramento a singola anta fornita smacchinata

Protection leaf for single-leaf door provided cut and machined

	STANDARD *STANDARD*	NON STANDARD *NON STANDARD*
1000 x 2460 *39⅜" x 96⅞"*	**S-LB35-1PS1024**	**S-LB35-1PS1024-C**
1000 x 3000 *39⅜" x 118⅛"*	**S-LB35-1PS1030**	**S-LB35-1PS1030-C**
2000 x 2460 *78¾" x 96⅞"*	**S-LB35-1PS2024**	**S-LB35-1PS2024-C**
2000 x 3000 *78¾" x 118⅛"*	**S-LB35-1PS2030**	**S-LB35-1PS2030-C**

Anta di protezione per serramento a singola anta fornita assemblata

Protection leaf for single-leaf door provided assembled

1000 x 2460 *39⅜" x 96⅞"*	**I-LB35-1PS1024**	**I-LB35-1PS1024-C**
1000 x 3000 *39⅜" x 118⅛"*	**I-LB35-1PS1030**	**I-LB35-1PS1030-C**
2000 x 2460 *78¾" x 96⅞"*	**I-LB35-1PS2024**	**I-LB35-1PS2024-C**
2000 x 3000 *78¾" x 118⅛"*	**I-LB35-1PS2030**	**I-LB35-1PS2030-C**

Il prezzo indicato è comprensivo delle predisposizioni occorrenti sull'automazione. Il prezzo indicato è escluso della vetrazione.
Il prezzo indica l'anta singola, in caso di più ante deve essere moltiplicato.

The price indicated is inclusive of the necessary provisions on the automation. The stated price does not include glazing.
The price refers to a single leaf, in case of multiple leaves, it must be multiplied.

ELEMENTI OPZIONALI
OPTIONAL COMPONENTS

Guida a incasso versione per porta scorrevole *Recessed floor guide for sliding door* 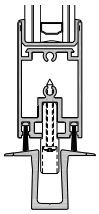	**I-LB35-GAS20**	Sistema di guida a incasso con binario in alluminio *Recessed floor guide with aluminium rail*	fino a 2 m *up to 2 m (6'6")*
	I-LB35-GAS25	Sistema di guida a incasso con binario in alluminio *Recessed floor guide with aluminium rail*	fino a 2,5 m *up to 2,5 m (8'2")*
	I-LB35-GAS35	Sistema di guida a incasso con binario in alluminio *Recessed floor guide with aluminium rail*	fino a 3,5 m *up to 3,5 m (11'5")*
	I-LB35-GAS45	Sistema di guida a incasso con binario in alluminio *Recessed floor guide with aluminium rail*	fino a 4,5 m *up to 4,5 m (14'9")*
	I-LB35-GAS60	Sistema di guida a incasso con binario in alluminio *Recessed floor guide with aluminium rail*	fino a 6 m *up to 6 m (19'8")*
Guida a incasso versione per porta scorrevole *Recessed floor guide for sliding door* 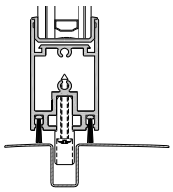	**I-LB35-GIS20**	Sistema di guida a incasso con binario in lamiera inox *Recessed floor guide with stainless steel sheet rail*	fino a 2 m *up to 2 m (6'6")*
	I-LB35-GIS25	Sistema di guida a incasso con binario in lamiera inox *Recessed floor guide with stainless steel sheet rail*	fino a 2,5 m *up to 2,5 m (8'2")*
	I-LB35-GIS30	Sistema di guida a incasso con binario in lamiera inox *Recessed floor guide with stainless steel sheet rail*	fino a 3 m *up to 3 m (9'10")*

Per lunghezze superiori contattare l'ufficio commerciale di Label SpA.

For longer lengths, contact the Sales Department of Label SpA.

Ritegno meccanico a pavimento *Mechanical retainer on floor* 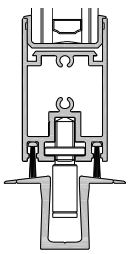	**I-LB35-RM20**	Sistema di ritegno a incasso con binario in alluminio *Recessed retaining system with aluminium rail*	fino a 2 m *up to 2 m (6'6")*
	I-LB35-RM25	Sistema di ritegno a incasso con binario in alluminio *Recessed retaining system with aluminium rail*	fino a 2,5 m *up to 2,5 m (8'2")*
	I-LB35-RM35	Sistema di ritegno a incasso con binario in alluminio *Recessed retaining system with aluminium rail*	fino a 3,5 m *up to 3,5 m (11'5")*
	I-LB35-RM45	Sistema di ritegno a incasso con binario in alluminio *Recessed retaining system with aluminium rail*	fino a 4,5 m *up to 4,5 m (14'9")*
	I-LB35-RM60	Sistema di ritegno a incasso con binario in alluminio *Recessed retaining system with aluminium rail*	fino a 6 m *up to 6 m (19'8")*
	I-LB35-RM	Coppia di ritegni meccanici *Pair of mechanical retainers*	

Sistema guida a incasso con ritegno meccanico per versione scorrevole. In caso di versione telescopica incrementare del 50%. Entrambe le soluzioni sono previste solo con il binario in profilo di alluminio anodizzato argento.

Recessed floor guide with mechanical retainer for sliding version. In case of telescopic version, increase by 50%. Both solutions are provided with the rail in silver anodized aluminium profile only.

ELEMENTI OPZIONALI
OPTIONAL COMPONENTS

Guida a incasso versione per porta telescopica *Recessed floor guide for telescopic door*	**I-LB35-GAT20**	Sistema di guida a incasso con binario in alluminio *Recessed floor guide with aluminium rail*	Anodizzato argento *Anodized silver*	fino a 2 m *up to 2 m (6'6")*
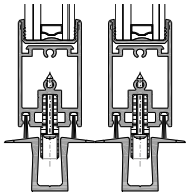	**I-LB35-GAT30**	Sistema di guida a incasso con binario in alluminio *Recessed floor guide with aluminium rail*	Anodizzato argento *Anodized silver*	fino a 3 m *up to 3 m (9'10")*
	I-LB35-GAT60	Sistema di guida a incasso con binario in alluminio *Recessed floor guide with aluminium rail*	Anodizzato argento *Anodized silver*	fino a 6 m *up to 6 m (19'8")*
Guida a incasso versione per porta telescopica *Recessed floor guide for telescopic door*	**I-LB35-GIT20**	Sistema di guida a incasso con binario in lamiera inox *Recessed floor guide with stainless steel sheet rail*	Scotch brite *Scotch brite*	fino a 2 m *up to 2 m (6'6")*
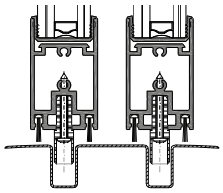	**I-LB35-GIT25**	Sistema di guida a incasso con binario in lamiera inox *Recessed floor guide with stainless steel sheet rail*	Scotch brite *Scotch brite*	fino a 2,5 m *up to 2,5 m (8'2")*
	I-LB35-GIT30	Sistema di guida a incasso con binario in lamiera inox *Recessed floor guide with stainless steel sheet rail*	Scotch brite *Scotch brite*	fino a 3 m *up to 3 m (9'10")*

Per lunghezze superiori contattare l'ufficio commerciale di Label S.p.A.
For longer lengths, contact the Sales Department of Label S.p.A.



SERRAMENTO LB35 - FORNITURA IN KIT.

Profili semilavorati predisposti per la realizzazione di una anta di dimensioni massime finite pari a La x Ha (mm) = 1250 x 2480 utile per:
Singola anta mobile con vano finito massimo Lv x Hv (mm) = 1230 x 2490
Doppia anta mobile con vano finito massimo Lv x Hv (mm) = 2450 x 2490

- Nel **kit profili** sono contenuti tutti i profili occorrenti per l'anta mobile.
- Nei **kit vetrazione** con contenuti gli accessori e le guarnizioni occorrenti per completare l'assemblaggio dell'anta mobile.
- Nel **kit telaio** sono contenuti tutti i profili e i componenti occorrenti per completare l'installazione.
- Nel **kit predisposizione per serratura** sono contenuti i profili e gli accessori aggiuntivi, ad esclusione della serratura.

Tutti i kit sono disponibili con **finitura grezza e anodizzata argento.**

DOOR LB35 - KIT COMPONENTS.

Semi-finished profiles pre-arranged for the manufacturing of a leaf having maximum finished dimensions of La x Ha (mm) = 1250 x 2480 (49³⁄₁₆" x 97⅝"), for:
Single mobile leaf with maximum finished opening Lv x Hv (mm) = 1230 x 2490 (48⁷⁄₁₆" x 98")
Double mobile leaf with maximum finished opening Lv x Hv (mm) = 2450 x 2490 (96⁷⁄₁₆" x 98")

- *The **profile kit** includes all the profiles required for the mobile leaf.*
- *The **glazing kits** include all the accessories and gaskets required to complete the assembly of the mobile leaf.*
- *The **frame kit** includes all the profiles and components required to complete the installation.*
- *The **lock pre-arrangement kit** includes the additional profiles and accessories, except for the lock.*

*All kits are available with **mill and anodized silver finish.***



SERRAMENTO LB35 - FORNITURA IN KIT
DOOR LB35 - KIT COMPONENTS

TIPOLOGIA *TYPE*			
ANTA *LEAF*	**LB35-KPAM1G**	KIT profili singola anta mobile *Profile KIT for single mobile leaf*	Grezzo *Mill finish*
	LB35-KPAM1A	KIT profili singola anta mobile *Profile KIT for single mobile leaf*	Anodizzato *Anodized*
VETRO *GLAZING*	**LB35-KVS442**	KIT per vetrazione 44.2 *Glazing KIT 44.2 or 8 mm (5/16")*	-
	LB35-KVS552	KIT per vetrazione 55.2 *Glazing KIT 55.2 or 10 mm (3/8")*	-
	LB35-KVCI28	KIT per vetrazione 44.2-12-33.2 *Glazing KIT 44.2-12-33.2 or 28 mm (1 1/8")*	-
TELAIO *FRAME*	**LB35-KTAM1G**	KIT telaio singola anta mobile *Frame KIT for single mobile leaf*	Grezzo *Mill finish*
	LB35-KTAM1A	KIT telaio singola anta mobile *Frame KIT for single mobile leaf*	Anodizzato *Anodized*
	LB35-KTAM2G	KIT telaio doppia anta mobile *Frame KIT for double mobile leaf*	Grezzo *Mill finish*
	LB35-KTAM2A	KIT telaio doppia anta mobile *Frame KIT for double mobile leaf*	Anodizzato *Anodized*
SERRATURA *LOCK*	**LB35-KPSERG**	KIT predisposizione serratura *Lock pre-arrangement KIT*	Grezzo *Mill finish*
	LB35-KPSERA	KIT predisposizione serratura *Lock pre-arrangement KIT*	Anodizzato *Anodized*

ESEMPIO DI CALCOLO PER INGRESSO A SINGOLA ANTA MOBILE - ESCLUSO AUTOMAZIONE
EXAMPLE OF CALCULATION FOR ENTRANCE WITH A SINGLE MOBILE LEAF - AUTOMATION NOT INCLUDED

TIPOLOGIA *TYPE*			
Tipologia 100-NA Anodizzato argento Vetro stratificato 55.2 *Type 100-NA* *Anodized Silver* *Laminated glazing 55.2 or 10 mm (3/8")*	**LB35-KPAM1A**	KIT profili singola anta mobile *Profile KIT for single mobile leaf*	1
	LB35-KVS552	KIT per vetrazione 55.2 *Glazing KIT 55.2 or 10 mm (3/8")*	1
	LB35-KTAM1A	KIT telaio singola anta mobile *Frame KIT for single mobile leaf*	1

ESEMPIO DI CALCOLO PER INGRESSO A DOPPIA ANTA MOBILE - ESCLUSO AUTOMAZIONE
EXAMPLE OF CALCULATION FOR ENTRANCE WITH DOUBLE MOBILE LEAF - AUTOMATION NOT INCLUDED

TIPOLOGIA *TYPE*			
Tipologia 200-NA Anodizzato argento Vetro stratificato 55.2 *Type 200-NA* *Anodized Silver* *Laminated glazing 55.2 or 10 mm (3/8")*	**LB35-KPAM1A**	KIT profili singola anta mobile *Profile KIT for single mobile leaf*	2
	LB35-KVS552	KIT per vetrazione 55.2 *Glazing KIT 55.2 or 10 mm (3/8")*	2
	LB35-KTAM2A	KIT telaio doppia anta mobile *Frame KIT for double mobile leaf*	1



LB50
SERRAMENTO
DOOR

LB50 è da sempre il profilo LABEL più utilizzato nella grande distribuzione, negli edifici con altissimi flussi pedonali e in tutti i luoghi pubblici molto affollati.

Per queste porte estremamente solide, riveste pertanto grande importanza l'automatismo.
I nostri automatismi sono conosciuti ed apprezzati per la loro potenza ma soprattutto per il totale controllo e silenziosità che conferiscono alla porta.

Il profilo **LB50**, in abbinamento con gli automazioni **ETERNA e REVOLUS** (anche nelle versioni a due ante e telescopiche) permette la creazione di porte dal design sobrio ed apprezzate per la struttura snella e resistente.

Il tutto senza perdere di vista il design e la massima cura dedicata alla finitura delle superfici.

LB50: forza ed eleganza, insieme.

LB50 *has always been the LABEL profile most commonly used by retailers, in buildings with very high pedestrian traffic and in all crowded public spaces.*

The automations of these extremely sturdy doors are therefore of utmost importance.
Our automations are renowned for their power, but also, and most importantly, for the total control and silence they provide to our doors.

The profile ***LB50****, in combination with the automations* ***ETERNA and REVOLUS*** *(also in two-leaf and telescopic versions) makes it possible to create doors with an elegant design, valued for their slender structure and sturdiness.*

All of this without losing sight of design and taking the utmost care with surface finishing.

LB50: strength and elegance combined.

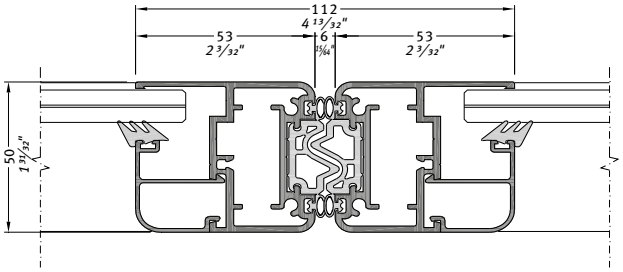

Porta di ingresso e uscita realizzata con profili Sistema LABEL LB50.

Profili estrusi in lega di alluminio EN AW-6060 in accordo con la Normativa UNI EN 573 aventi stato di finitura T6 in accordo con la Normativa UNI EN 515 e tolleranze dimensionali e spessori in accordo con la Normativa UNI EN 12020.2 e/o UNI EN 755-9.
Sistema complanare con ante fisse e apribili di sezione 50 mm.
Profilo standard sottile, opzionale con camera maggiorata idonea per l'inserimento della serratura e del sistema antipanico a sfondamento.
Accoppiamento con tagli a 90° e 45° mediante l'impiego di squadrette.
Sede di alloggiamento degli accessori con dimensione standard secondo camera europea.
Guarnizioni estruse a disegno, realizzate in EPDM.
Inserimento del vetro con fermavetro a scatto ad angoli arrotondati, guarnizione interna e sigillatura esterna.

Sistema predisposto per accogliere vetrazioni tipo:
- Vetro Stratificato di sicurezza EN ISO 12543, spessori 44.2 e 55.2.
- Vetrata Isolante EN 1279 di spessore massimo pari a 38 mm.
- Vetro Monolitico Temprato EN 12150, spessori 10 e 12 mm.
- Pannellatura avente dimensione massima pari a 45; finiture commerciali.

Trattamenti di protezione superficiale:
- Ossidazione anodica conforme alle direttive tecniche europee EURAS-EWAA.
- Verniciatura a polvere termoindurente conforme alle direttive tecniche europee QUALICOAT.

Il sistema di fornitura delle ante scorrevoli prevede sul montante anteriore l'inserimento di un profilo in gomma o con frontale arrotondato o ad incastro per garantire una tenuta ottimale all'aria. Nella parte posteriore prevede l'inserimento di un profilo in alluminio con frontale arrotondato per favorire un'ideale finitura in armonia del montante stesso.
Sistema predisposto per l'inserimento del dispositivo di apertura Antipanico a sfondamento; sistema certificato TUV con rapporto G589/2.
Testato TÜV in accordo alla Normativa EN 16005 per la sicurezza delle persone.

Entry and exit door realized with profiles LABEL LB50.

Extruded profiles in aluminium alloy EN AW-6060 in accordance with standard UNI EN 573 having finish status T6 in accordance with the standard UNI EN 515 and dimensional tolerances and thicknesses in accordance with the standard UNI EN 12020.2 and/or UNI EN 755-9.
Co-planar system with fixed and opening leaves with a section of 50 mm (2").
Standard slim profile. Optional oversize spacer suitable to install the lock or the breakout system.
Coupling with 90° and 45° cuts, by means of cleats.
Accessory housing seat with standard size according to European spacer.
Extruded gaskets according to specifications in EPDM.
Glass inserted with snap-in rounded corner glazing bead, inner gasket and exterior seal.

System ready to accommodate the following type of glazing:
- *Laminated safety glass, compliant with EN ISO 12543, thickness 44.2 or 8 mm (5/16") and 55.2 or 10 mm (3/8").*
- *Insulating glazing EN 1279 with maximum thickness of 38 mm (1 1/2").*
- *Monolithic Thermally Toughened Glass EN 12150, thickness 10 and 12 mm (3/8" and 1/2").*
- *Panels with maximum dimension equal to 45 (1 3/4"); commercial finishes.*

Surface protective treatments:
- *Anodizing in compliance with EURAS-EWAA European technical directives.*
- *Thermoset powder coating applied in compliance with QUALICOAT European technical directives.*

The supply of the sliding doors provides for the insertion of a profile in rubber or with rounded or snap-in front to ensure optimum air tightness. In the rear, it provides for the insertion of an aluminium profile with rounded front to achieve a finish harmonized with the jamb.
System ready for the insertion of the breakout device; system tested TUV with test report no G589/2.
TÜV tested in accordance with the Standard EN 16005 for pedestrian safety.

SERRAMENTO LAVORATO A MISURA SMACCHINATO
CUT AND MACHINED TO SIZE DOOR

		GREZZO *MILL FINISH*	STANDARD *STANDARD*	NON STANDARD *NON STANDARD*
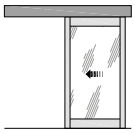 S-100NA	1000 x 2460 *39⅜" x 96⅞"*	**S-LB50-100NA1024-G**	**S-LB50-100NA1024**	**S-LB50-100NA1024-C**
	1000 x 3000 *39⅜" x 118⅛"*	**S-LB50-100NA1030-G**	**S-LB50-100NA1030**	**S-LB50-100NA1030-C**
	2000 x 2460 *78¾" x 96⅞"*	**S-LB50-100NA2024-G**	**S-LB50-100NA2024**	**S-LB50-100NA2024-C**
	2000 x 3000 *78¾" x 118⅛"*	**S-LB50-100NA2030-G**	**S-LB50-100NA2030**	**S-LB50-100NA2030-C**
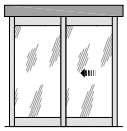 S-101NA	1600 x 2460 *63" x 96⅞"*	**S-LB50-101NA1624-G**	**S-LB50-101NA1624**	**S-LB50-101NA1624-C**
	1600 x 3000 *63" x 118⅛"*	**S-LB50-101NA1630-G**	**S-LB50-101NA1630**	**S-LB50-101NA1630-C**
	3000 x 2460 *118⅛" x 96⅞"*	**S-LB50-101NA3024-G**	**S-LB50-101NA3024**	**S-LB50-101NA3024-C**
	3000 x 3000 *118⅛" x 118⅛"*	**S-LB50-101NA3030-G**	**S-LB50-101NA3030**	**S-LB50-101NA3030-C**
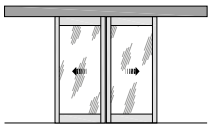 S-200NA	2000 x 2460 *78¾" x 96⅞"*	**S-LB50-200NA2024-G**	**S-LB50-200NA2024**	**S-LB50-200NA2024-C**
	2000 x 3000 *78¾" x 118⅛"*	**S-LB50-200NA2030-G**	**S-LB50-200NA2030**	**S-LB50-200NA2030-C**
	3000 x 2460 *118⅛" x 96⅞"*	**S-LB50-200NA3024-G**	**S-LB50-200NA3024**	**S-LB50-200NA3024-C**
	3000 x 3000 *118⅛" x 118⅛"*	**S-LB50-200NA3030-G**	**S-LB50-200NA3030**	**S-LB50-200NA3030-C**
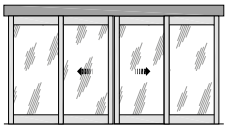 S-202NA	3000 x 2460 *118⅛" x 96⅞"*	**S-LB50-202NA3024-G**	**S-LB50-202NA3024**	**S-LB50-202NA3024-C**
	3000 x 3000 *118⅛" x 118⅛"*	**S-LB50-202NA3030-G**	**S-LB50-202NA3030**	**S-LB50-202NA3030-C**
	4000 x 2460 *157½" x 96⅞"*	**S-LB50-202NA4024-G**	**S-LB50-202NA4024**	**S-LB50-202NA4024-C**
	4000 x 3000 *157½" x 118⅛"*	**S-LB50-202NA4030-G**	**S-LB50-202NA4030**	**S-LB50-202NA4030-C**
	6000 x 2460 *236¼" x 96⅞"*	**S-LB50-202NA6024-G**	**S-LB50-202NA6024**	**S-LB50-202NA6024-C**
	6000 x 3000 *236¼" x 118⅛"*	**S-LB50-202NA6030-G**	**S-LB50-202NA6030**	**S-LB50-202NA6030-C**

SERRAMENTO LAVORATO A MISURA SMACCHINATO - VERSIONE TELESCOPICA
CUT AND MACHINED TO SIZE DOOR - TELESCOPIC VERSION

		GREZZO *MILL FINISH*	STANDARD *STANDARD*	NON STANDARD *NON STANDARD*
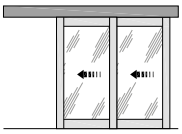 S-100TNA	1000 x 2460 *39⅜" x 96⅞"*	S-LB50-100TNA1024-G	S-LB50-100TNA1024	S-LB50-100TNA1024-C
	1000 x 3000 *39⅜" x 118⅛"*	S-LB50-100TNA1030-G	S-LB50-100TNA1030	S-LB50-100TNA1030-C
	2000 x 2460 *78¾" x 96⅞"*	S-LB50-100TNA2024-G	S-LB50-100TNA2024	S-LB50-100TNA2024-C
	2000 x 3000 *78¾" x 118⅛"*	S-LB50-100TNA2030-G	S-LB50-100TNA2030	S-LB50-100TNA2030-C
	3000 x 2460 *118⅛" x 96⅞"*	S-LB50-100TNA3024-G	S-LB50-100TNA3024	S-LB50-100TNA3024-C
	3000 x 3000 *118⅛" x 118⅛"*	S-LB50-100TNA3030-G	S-LB50-100TNA3030	S-LB50-100TNA3030-C
	4000 x 2460 *157½" x 96⅞"*	S-LB50-100TNA4024-G	S-LB50-100TNA4024	S-LB50-100TNA4024-C
	4000 x 3000 *157½" x 118⅛"*	S-LB50-100TNA4030-G	S-LB50-100TNA4030	S-LB50-100TNA4030-C
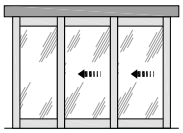 S-101TNA	2000 x 2460 *78¾" x 96⅞"*	S-LB50-101TNA2024-G	S-LB50-101TNA2024	S-LB50-101TNA2024-C
	2000 x 3000 *78¾" x 118⅛"*	S-LB50-101TNA2030-G	S-LB50-101TNA2030	S-LB50-101TNA2030-C
	3500 x 2460 *137¹³⁄₁₆" x 96⅞"*	S-LB50-101TNA3524-G	S-LB50-101TNA3524	S-LB50-101TNA3524-C
	3500 x 3000 *137¹³⁄₁₆" x 118⅛"*	S-LB50-101TNA3530-G	S-LB50-101TNA3530	S-LB50-101TNA3530-C
	5000 x 2460 *196⅞" x 96⅞"*	S-LB50-101TNA5024-G	S-LB50-101TNA5024	S-LB50-101TNA5024-C
	5000 x 3000 *196⅞" x 118⅛"*	S-LB50-101TNA5030-G	S-LB50-101TNA5030	S-LB50-101TNA5030-C
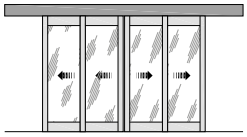 S-200TNA	2000 x 2460 *78¾" x 96⅞"*	S-LB50-200TNA2024-G	S-LB50-200TNA2024	S-LB50-200TNA2024-C
	2000 x 3000 *78¾" x 118⅛"*	S-LB50-200TNA2030-G	S-LB50-200TNA2030	S-LB50-200TNA2030-C
	3500 x 2460 *137¹³⁄₁₆" x 96⅞"*	S-LB50-200TNA3524-G	S-LB50-200TNA3524	S-LB50-200TNA3524-C
	3500 x 3000 *137¹³⁄₁₆" x 118⅛"*	S-LB50-200TNA3530-G	S-LB50-200TNA3530	S-LB50-200TNA3530-C
	4000 x 2460 *157½" x 96⅞"*	S-LB50-200TNA4024-G	S-LB50-200TNA4024	S-LB50-200TNA4024-C
	4000 x 3000 *157½" x 118⅛"*	S-LB50-200TNA4030-G	S-LB50-200TNA4030	S-LB50-200TNA4030-C
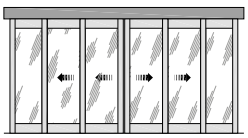 S-202TNA	4000 x 2460 *157½" x 96⅞"*	S-LB50-202TNA4024-G	S-LB50-202TNA4024	S-LB50-202TNA4024-C
	4000 x 3000 *157½" x 118⅛"*	S-LB50-202TNA4030-G	S-LB50-202TNA4030	S-LB50-202TNA4030-C
	5000 x 2460 *196⅞" x 96⅞"*	S-LB50-202TNA5024-G	S-LB50-202TNA5024	S-LB50-202TNA5024-C
	5000 x 3000 *196⅞" x 118⅛"*	S-LB50-202TNA5030-G	S-LB50-202TNA5030	S-LB50-202TNA5030-C
	6000 x 2460 *236¼" x 96⅞"*	S-LB50-202TNA6024-G	S-LB50-202TNA6024	S-LB50-202TNA6024-C
	6000 x 3000 *236¼" x 118⅛"*	S-LB50-202TNA6030-G	S-LB50-202TNA6030	S-LB50-202TNA6030-C

SERRAMENTO LAVORATO A MISURA ASSEMBLATO
CUT TO SIZE, ASSEMBLED DOOR

		STANDARD *STANDARD*	NON STANDARD *NON STANDARD*
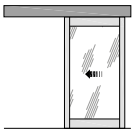 I-100NA	1000 x 2460 *39⅜" x 96⅞"*	**I-LB50-100NA1024**	**I-LB50-100NA1024-C**
	1000 x 3000 *39⅜" x 118⅛"*	**I-LB50-100NA1030**	**I-LB50-100NA1030-C**
	2000 x 2460 *78¾" x 96⅞"*	**I-LB50-100NA2024**	**I-LB50-100NA2024-C**
	2000 x 3000 *78¾" x 118⅛"*	**I-LB50-100NA2030**	**I-LB50-100NA2030-C**
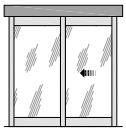 I-101NA	1600 x 2460 *63" x 96⅞"*	**I-LB50-101NA1624**	**I-LB50-101NA1624-C**
	1600 x 3000 *63" x 118⅛"*	**I-LB50-101NA1630**	**I-LB50-101NA1630-C**
	3000 x 2460 *118⅛" x 96⅞"*	**I-LB50-101NA3024**	**I-LB50-101NA3024-C**
	3000 x 3000 *118⅛" x 118⅛"*	**I-LB50-101NA3030**	**I-LB50-101NA3030-C**
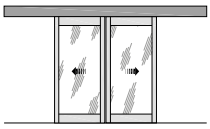 I-200NA	2000 x 2460 *78¾" x 96⅞"*	**I-LB50-200NA2024**	**I-LB50-200NA2024-C**
	2000 x 3000 *78¾" x 118⅛"*	**I-LB50-200NA2030**	**I-LB50-200NA2030-C**
	3000 x 2460 *118⅛" x 96⅞"*	**I-LB50-200NA3024**	**I-LB50-200NA3024-C**
	3000 x 3000 *118⅛" x 118⅛"*	**I-LB50-200NA3030**	**I-LB50-200NA3030-C**
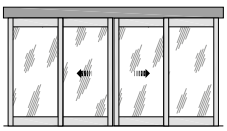 I-202NA	3000 x 2460 *118⅛" x 96⅞"*	**I-LB50-202NA3024**	**I-LB50-202NA3024-C**
	3000 x 3000 *118⅛" x 118⅛"*	**I-LB50-202NA3030**	**I-LB50-202NA3030-C**
	4000 x 2460 *157½" x 96⅞"*	**I-LB50-202NA4024**	**I-LB50-202NA4024-C**
	4000 x 3000 *157½" x 118⅛"*	**I-LB50-202NA4030**	**I-LB50-202NA4030-C**
	6000 x 2460 *236¼" x 96⅞"*	**I-LB50-202NA6024**	**I-LB50-202NA6024-C**
	6000 x 3000 *236¼" x 118⅛"*	**I-LB50-202NA6030**	**I-LB50-202NA6030-C**

SERRAMENTO LAVORATO A MISURA ASSEMBLATO - VERSIONE TELESCOPICA
CUT TO SIZE, ASSEMBLED DOOR - TELESCOPIC VERSION

		STANDARD *STANDARD*	NON STANDARD *NON STANDARD*
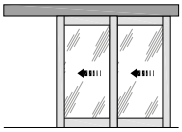 I-100TNA	1000 x 2460 *39⅜" x 96⅞"*	**I-LB50-100TNA1024**	**I-LB50-100TNA1024-C**
	2000 x 2460 *78¾" x 96⅞"*	**I-LB50-100TNA2024**	**I-LB50-100TNA2024-C**
	2000 x 3000 *78¾" x 118⅛"*	**I-LB50-100TNA2030**	**I-LB50-100TNA2030-C**
	3000 x 2460 *118⅛" x 96⅞"*	**I-LB50-100TNA3024**	**I-LB50-100TNA3024-C**
	3000 x 3000 *118⅛" x 118⅛"*	**I-LB50-100TNA3030**	**I-LB50-100TNA3030-C**
	4000 x 2460 *157½" x 96⅞"*	**I-LB50-100TNA4024**	**I-LB50-100TNA4024-C**
	4000 x 3000 *157½" x 118⅛"*	**I-LB50-100TNA4030**	**I-LB50-100TNA4030-C**
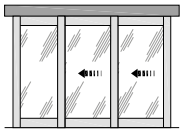 I-101TNA	2000 x 2460 *78¾" x 96⅞"*	**I-LB50-101TNA2024**	**I-LB50-101TNA2024-C**
	3500 x 2460 *137¹³⁄₁₆" x 96⅞"*	**I-LB50-101TNA3524**	**I-LB50-101TNA3524-C**
	3500 x 3000 *137¹³⁄₁₆" x 118⅛"*	**I-LB50-101TNA3530**	**I-LB50-101TNA3530-C**
	5000 x 2460 *196⅞" x 96⅞"*	**I-LB50-101TNA5024**	**I-LB50-101TNA5024-C**
	5000 x 3000 *196⅞" x 118⅛"*	**I-LB50-101TNA5030**	**I-LB50-101TNA5030-C**
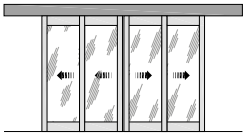 I-200TNA	2000 x 2460 *78¾" x 96⅞"*	**I-LB50-200TNA2024**	**I-LB50-200TNA2024-C**
	3500 x 2460 *137¹³⁄₁₆" x 96⅞"*	**I-LB50-200TNA3524**	**I-LB50-200TNA3524-C**
	3500 x 3000 *137¹³⁄₁₆" x 118⅛"*	**I-LB50-200TNA3530**	**I-LB50-200TNA3530-C**
	4000 x 2460 *157½" x 96⅞"*	**I-LB50-200TNA4024**	**I-LB50-200TNA4024-C**
	4000 x 3000 *157½" x 118⅛"*	**I-LB50-200TNA4030**	**I-LB50-200TNA4030-C**
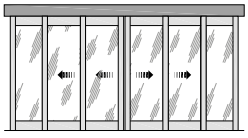 I-202TNA	4000 x 2460 *157½" x 96⅞"*	**I-LB50-202TNA4024**	**I-LB50-202TNA4024-C**
	5000 x 2460 *196⅞" x 96⅞"*	**I-LB50-202TNA5024**	**I-LB50-202TNA5024-C**
	5000 x 3000 *196⅞" x 118⅛"*	**I-LB50-202TNA5030**	**I-LB50-202TNA5030-C**
	6000 x 2460 *236¼" x 96⅞"*	**I-LB50-202TNA6024**	**I-LB50-202TNA6024-C**
	6000 x 3000 *236¼" x 118⅛"*	**I-LB50-202TNA6030**	**I-LB50-202TNA6030-C**

ELEMENTI AGGIUNTIVI A MISURA SMACCHINATI
ADDITIONAL ELEMENTS CUT TO SIZE AND MACHINED

		STANDARD *STANDARD*	NON STANDARD *NON STANDARD*
Vetrina fissa - *Fixed glaze* 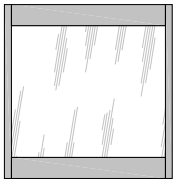 S-001-NA **L'immissione sul mercato delle vetrine fisse è subordinata dalla verifica, in carico al Cliente, della normativa vigente in materia.** ***The marketing of fixed glazes is subject to the verification by the Customer of the legislation in force in this field.***	1000 x 3000 *39⅜" x 118⅛"*	**S-LB50-001-NA1030**	**S-LB50-001-NA1030-C**
	2000 x 3000 *78¾" x 118⅛"*	**S-LB50-001-NA2030**	**S-LB50-001-NA2030-C**
	3000 x 3000 *118⅛" x 118⅛"*	**S-LB50-001-NA3030**	**S-LB50-001-NA3030-C**
Sopraluce - *Fanlight* 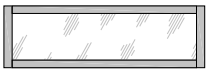 S-010-NA In caso di sopraluce sdoppiato in due serramenti distinti, sommare i corrispettivi da tabella laterale. È possibile abbinare il sopraluce alle porte versione con antipanico. *In the case of a split fanlight realized by two different doors, add the amounts from the side table. You can match the fanlight to the breakout doors.*	1600 x 1550 *63" x 61"*	**S-LB50-010-NA1615**	**S-LB50-010-NA1615-C**
	3000 x 1550 *118⅛" x 61"*	**S-LB50-010-NA3015**	**S-LB50-010-NA3015-C**
	4000 x 1550 *157½" x 61"*	**S-LB50-010-NA4015**	**S-LB50-010-NA4015-C**
	6000 x 1550 *236¼" x 61"*	**S-LB50-010-NA6015**	**S-LB50-010-NA6015-C**

		STANDARD *STANDARD*	NON STANDARD *NON STANDARD*
Parti Intermedie MET *MET intermediate parts* 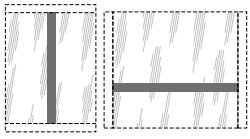	1 m *3'3"*	**S-LB50-MET10**	**S-LB50-MET10-C**
	2 m *6'6"*	**S-LB50-MET20**	**S-LB50-MET20-C**
	3 m *9'10"*	**S-LB50-MET30**	**S-LB50-MET30-C**

ELEMENTI AGGIUNTIVI A MISURA ASSEMBLATI
ADDITIONAL ELEMENTS CUT TO SIZE AND ASSEMBLED

		STANDARD *STANDARD*	NON STANDARD *NON STANDARD*
Vetrina fissa - *Fixed glaze* 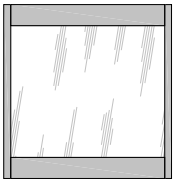 I-001-NA L'immissione sul mercato delle vetrine fisse è subordinata dalla verifica, in carico al Cliente, della normativa vigente in materia. *The marketing of fixed glazes is subject to the verification by the Customer of the legislation in force in this field.*	1000 x 3000 *39⅜" x 118⅛"*	**I-LB50-001-NA1030**	**I-LB50-001-NA1030-C**
	2000 x 3000 *78¾" x 118⅛"*	**I-LB50-001-NA2030**	**I-LB50-001-NA2030-C**
	3000 x 3000 *118⅛" x 118⅛"*	**I-LB50-001-NA3030**	**I-LB50-001-NA3030-C**
Sopraluce - *Fanlight* 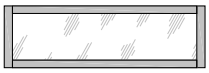 I-010-NA In caso di sopraluce sdoppiato in due serramenti distinti, sommare i corrispettivi da tabella laterale. È possibile abbinare il sopraluce alle porte versione con antipanico. *In the case of a split fanlight realized by two different doors, add the amounts from the side table. You can match the fanlight to the breakout doors.*	1600 x 1550 *63" x 61"*	**I-LB50-010-NA1615**	**I-LB50-010-NA1615-C**
	3000 x 1550 *118⅛" x 61"*	**I-LB50-010-NA3015**	**I-LB50-010-NA3015-C**
	4000 x 1550 *157½" x 61"*	**I-LB50-010-NA4015**	**I-LB50-010-NA4015-C**
	6000 x 1550 *236¼" x 61"*	**I-LB50-010-NA6015**	**I-LB50-010-NA6015-C**

		STANDARD *STANDARD*	NON STANDARD *NON STANDARD*
Parti Intermedie MET *MET intermediate parts* 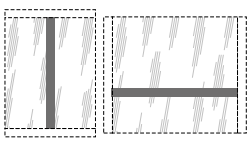	1 m *3'3"*	**S-LB50-MET10**	**S-LB50-MET10-C**
	2 m *6'6"*	**S-LB50-MET20**	**S-LB50-MET20-C**
	3 m *9'10"*	**S-LB50-MET30**	**S-LB50-MET30-C**

ELEMENTI OPZIONALI
OPTIONAL COMPONENTS

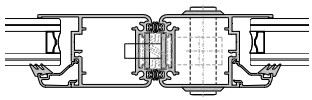

I-LB50-SERR1A	Serratura per ante mobili con chiusura centrale ed inferiore *Lock for mobile doors with central and lower closure*	
I-LB50-SERR2A	Serratura per ante mobili con chiusura centrale *Lock for mobile doors with central closure*	

La serratura comprende l'impiego del profilo maggiorato.
È possibile abbinare la serratura con chiusura centrale alle porte versione con antipanico.

The lock includes the use of the oversize profile
You can match the lock with central closure to the doors in breakout version.

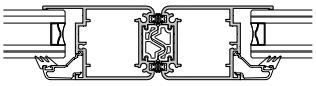

I-LB50-PMAG	Profilo maggiorato per LB50 *Oversize profile for LB50*	

È possibile abbinare il profilo maggiorato alle porte versione con antipanico.

You can match the oversize profile to the doors in breakout version.

Guida a incasso versione per porta scorrevole*
*Recessed floor guide for sliding door**

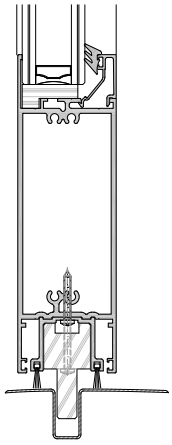

I-LB50-GIS20	Sistema di guida ad incasso con binario in lamiera inox *Recessed floor guide with stainless steel sheet rail*	sino a 2 m *up to 2 m (6'6")*
I-LB50-GIS25	Sistema di guida ad incasso con binario in lamiera inox *Recessed floor guide with stainless steel sheet rail*	fino a 2,5 m *up to 2,5 m (8'2")*
I-LB50-GIS30	Sistema di guida ad incasso con binario in lamiera inox *Recessed floor guide with stainless steel sheet rail*	fino a 3 m *up to 3 m (9'10")*

Guida a incasso versione per porta scorrevole*
*Recessed floor guide for sliding door**

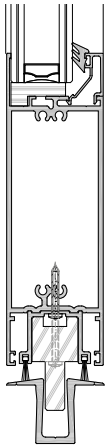

I-LB50-GAS20	Sistema di guida a incasso con binario in alluminio *Recessed floor guide with aluminium rail*	fino a 2 m *up to 2 m (6'6")*
I-LB50-GAS25	Sistema di guida a incasso con binario in alluminio *Recessed floor guide with aluminium rail*	fino a 2,5 m *up to 2,5 m (8'2")*
I-LB50-GAS35	Sistema di guida a incasso con binario in alluminio *Recessed floor guide with aluminium rail*	fino a 3,5 m *up to 3,5 m (11'5")*
I-LB50-GAS45	Sistema di guida a incasso con binario in alluminio *Recessed floor guide with aluminium rail*	fino a 4,5 m *up to 4,5 m (14'9")*
I-LB50-GAS60	Sistema di guida a incasso con binario in alluminio *Recessed floor guide with aluminium rail*	fino a 6 m *up to 6 m (19'8")*

* Per lunghezze superiori contattare l'ufficio Commerciale di Label SpA.
Non è prevista la soluzione nella versione porta Telescopica. **Non è utilizzabile per la versione con Antipanico.**

** For longer lengths, contact the Sales Department of Label SpA.*
The solution in the telescopic door version is not provided. ***The breakout version cannot be used.***

ELEMENTI OPZIONALI
OPTIONAL COMPONENTS

Catenaccio a scomparsa

Recessed latch

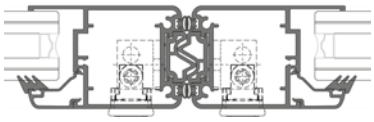

I-LB50-CTSCO

Catenaccio a incasso

Flush mounting latch

Catenaccio a incasso con azionamento a leva.
Chiusura a pavimento con asta.
Dimensioni visibili 172 x 22 mm. Finitura verniciato nero.

Flush mounting latch with lever actuation.
Floor closure with rod.
Visible dimensions 172 x 22 mm (6¾" x ⅞"). Black varnished finish.

Il costo indicato è unitario per singolo catenaccio.
Il catenaccio comprende l'impiego del profilo maggiorato.
L'utilizzo è previsto solo sul montante centrale di chiusura.
Non è possibile abbinare il catenaccio alle porte versione con antipanico.

The stated cost is the unit cost for each latch.
The latch includes the use of the oversize profile.
Use is provided only on the central closure jamb.
The latch cannot be paired with the breakout version.

Catenaccio a applicare senza chiave

Latch to be applied without key

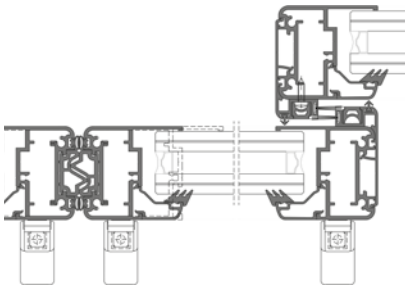

I-LB50-CTSCH

Catenaccio ad applicare

Latch to be applied

Catenaccio esterno ad applicare senza chiave.
Chiusura a pavimento con asta esterna.
Dimensioni visibili 250 x 18 mm. Finitura colore nero.

External latch to be applied without key
Floor closure with external rod.
Visible dimensions 250 x 18 mm (9¹³⁄₁₆" x ¹¹⁄₁₆"). Black finish.

Il costo indicato è unitario per singolo catenaccio.
È possibile l'impiego con e senza profilo maggiorato.
L'utilizzo è previsto sia sul montante centrale di chiusura che sul posteriore.
Non è possibile abbinare il catenaccio alle porte versione con antipanico.

The stated cost is the unit cost for each latch.
Use is possible with or without oversize finish.
Use is possible in both central and rear jamb.
The latch cannot be paired with the breakout version.

Catenaccio a applicare con chiave

Latch to be applied with key

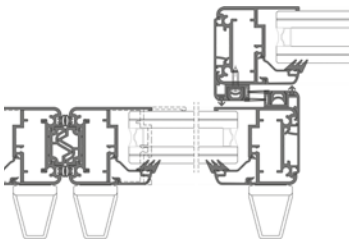

I-LB50-CTCCH

Catenaccio ad applicare

Latch to be applied

Catenaccio esterno ad applicare con chiave.
Chiusura a pavimento con asta esterna.
Dimensioni visibili 205 x 30 mm. Finitura colore nero.

External latch to be applied with key
Floor closure with external rod.
Visible dimensions 205 x 30 mm (9¹³⁄₁₆" x ¹¹⁄₁₆"). Black finish.

Il costo indicato è unitario per singolo catenaccio.
È possibile l'impiego con e senza profilo maggiorato.
L'utilizzo è previsto sia sul montante centrale di chiusura che sul posteriore.
Non è possibile abbinare il catenaccio alle porte versione con antipanico.

The stated cost is the unit cost for each latch.
Use is possible with or without oversize finish.
Use is possible in both central and rear jamb.
The latch cannot be paired with the breakout version.

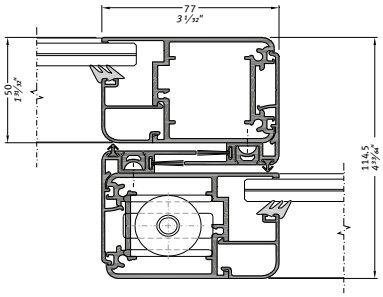

LIMITI DIMENSIONALI.

La relazione tra altezza e larghezza di un'anta della porta deve essere inferiore a 5:1.
Non deve essere superato il peso massimo dell'anta.
Se si prevede un'altezza della porta superiore a 3000 mm, è necessario richiedere al produttore un permesso speciale.
Peso complessivo di vetro e meccanismo per la singola anta mobile 80 kg.

DIMENSIONAL LIMITS.

The relation between height and width of a door wing must be less than 5:1.
The maximum weight of the door wing shall not be exceeded .
If there is intended a door height of more than 3000 mm a special permission has to be applied via the producer.
Total weight of glass and mechanism for each mobile leaf 80 kg (176 lb).

SERRAMENTO LAVORATO A MISURA SMACCHINATO - SOLUZIONE ANTIPANICO PER LE SOLE ANTE MOBILI
CUT AND MACHINED TO SIZE DOOR - BREAKOUT SOLUTION FOR MOBILE LEAVES ONLY

		GREZZO *MILL FINISH*	STANDARD *STANDARD*	NON STANDARD *NON STANDARD*
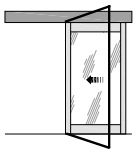 S-100AA	1000 x 2460 *39⅜" x 96⅞"*	**S-LB50-100AA1024-G**	**S-LB50-100AA1024**	**S-LB50-100AA1024-C**
	1300 x 2460 *51⅛" x 96⅞"*	**S-LB50-100AA1324-G**	**S-LB50-100AA1324**	**S-LB50-100AA1324-C**
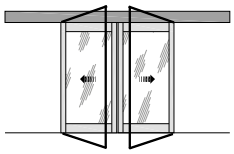 S-200AA	2000 x 2460 *78¾" x 96⅞"*	**S-LB50-200AA2024-G**	**S-LB50-200AA2024**	**S-LB50-200AA2024-C**
	2600 x 2460 *102⅜" x 96⅞"*	**S-LB50-200AA2624-G**	**S-LB50-200AA2624**	**S-LB50-200AA2624-C**

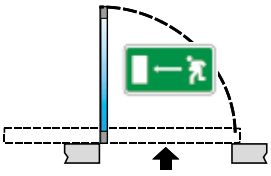

TUTTI GLI IMPORTI SONO COMPRENSIVI DEI MECCANISMI ANTIPANICO.

La soluzione LB50 versione con antipanico a sfondamento per le sole ante mobili prevede l'automazione applicata all'esterno del fabbricato e comunque opposta al senso della via di esodo.

Verificare sempre con i disegni tecnici il rispetto delle dimensioni massime di fattibilità delle ante.
Non è prevista la versione con ante telescopiche.

Da ordinare a parte, fare riferimento alla sezione Componenti da Catalogo:
FUNZIONALE:
PRJ38P Singola fotocellula stop motore con autotest potenziata

OPZIONALI:
V00198 Kit profilo portafotocellula stop motore
V00198S Kit schermo fotocellula PRJ38 3 PRJ38P
PRJ38P-K Singola fotocellula stop motore con autotest e schermo potenziata (PRJ38P+V00198S)

ALL AMOUNTS ARE INCLUSIVE OF BREAKOUT SYSTEMS.

The solution LB50 in breakout version for mobile leaves only provides that the automation is installed outside the building, and in any case opposite to the direction of the escape route.

Always use the technical drawings to verify the respect of the maximum dimensions of feasibility of the leaves.
The version with telescopic leaves is not provided.

To be ordered separately, refer to the section Catalogue Components:
FUNCTIONAL:
PRJ38P Single motor stop powered photocell with autotest

OPTIONS:
V00198 Motor stop photocell profile holder kit
V00198S Photocell screen kit PRJ38 3 PRJ38P
PRJ38P-K Single motor stop powered photocell with autotest and screen (PRJ38P+V00198S)

SERRAMENTO LAVORATO A MISURA SMACCHINATO - SOLUZIONE ANTIPANICO PER ANTE MOBILI CON LATERALE FISSO

CUT AND MACHINED TO SIZE DOOR - BREAKOUT VERSION FOR MOBILE LEAVES WITH FIXED SIDE ELEMENT

		GREZZO *MILL FINISH*	STANDARD *STANDARD*	NON STANDARD *NON STANDARD*
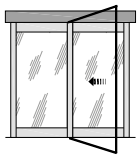 S-101FA	2000 x 2460 *78¾" x 96⅞"*	**S-LB50-101FA2024-G**	**S-LB50-101FA2024**	**S-LB50-101FA2024-C**
	3000 x 2460 *118⅛" x 96⅞"*	**S-LB50-101FA3024-G**	**S-LB50-101FA3024**	**S-LB50-101FA3024-C**
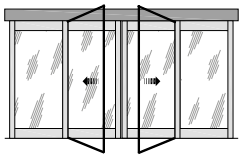 S-202FA	3000 x 2460 *118⅛" x 96⅞"*	**S-LB50-202FA3024-G**	**S-LB50-202FA3024**	**S-LB50-202FA3024-C**
	5000 x 2460 *196⅞" x 96⅞"*	**S-LB50-202FA5024-G**	**S-LB50-202FA5024**	**S-LB50-202FA5024-C**
	6000 x 2460 *236¼" x 96⅞"*	**S-LB50-202FA6024-G**	**S-LB50-202FA6024**	**S-LB50-202FA6024-C**

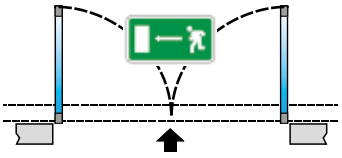

TUTTI GLI IMPORTI SONO COMPRENSIVI DEI MECCANISMI ANTIPANICO.

La soluzione LB50 versione con antipanico a sfondamento per le sole ante mobili prevede l'automazione applicata all'esterno del fabbricato e comunque opposta al senso della via di esodo.

Verificare sempre con i disegni tecnici il rispetto delle dimensioni massime di fattibilità delle ante. Non è prevista la versione con ante telescopiche.

Da ordinare a parte, fare riferimento alla sezione Componenti da Catalogo:

FUNZIONALE:

PRJ38P Singola fotocellula stop motore con autotest potenziata

OPZIONALI:

V00198 Kit profilo portafotocellula stop motore

V00198S Kit schermo fotocellula PRJ38 3 PRJ38P

PRJ38P-K Singola fotocellula stop motore con autotest e schermo potenziata (PRJ38P+V00198S)

LIMITI DIMENSIONALI

Larghezza anta scorrevole 1250 mm
Altezza anta scorrevole 2300 mm
Peso complessivo di vetro e meccanismo per la singola anta mobile 80 kg.

ALL AMOUNTS ARE INCLUSIVE OF BREAKOUT SYSTEMS.

The solution LB50 in breakout version for mobile leaves only provides that the automation is installed outside the building, and in any case opposite to the direction of the escape route.

Always use the technical drawings to verify the respect of the maximum dimensions of feasibility of the leaves.
The version with telescopic leaves is not provided.

To be ordered separately, refer to the section Catalogue Components:

FUNCTIONAL:

PRJ38P Single motor stop powered photocell with autotest

OPTIONS:

V00198 Motor stop photocell profile holder kit

V00198S Photocell screen kit PRJ38 3 PRJ38P

PRJ38P-K Single motor stop powered photocell with autotest and screen (PRJ38P+V00198S)

DIMENSIONAL LIMITS

Sliding leaf width 1250 mm (49³⁄₁₆'')
Sliding leaf height 2300 mm (90⁹⁄₁₆'')
Total weight of glass and mechanism for each mobile leaf 80 kg (176 lb).

SERRAMENTO LAVORATO A MISURA SMACCHINATO
SOLUZIONE ANTIPANICO PER ANTE MOBILI CON LATERALE SEMI-FISSO A SFONDAMENTO INTEGRALE
CUT AND MACHINED TO SIZE DOOR
BREAKOUT VERSION FOR MOBILE LEAVES WITH FULL BREAKOUT SEMI-FIXED SIDE ELEMENT

		GREZZO *MILL FINISH*	STANDARD *STANDARD*	NON STANDARD *NON STANDARD*
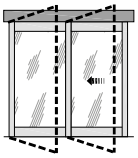 S-101SA	2000 x 2460 *78¾" x 96⅞"*	**S-LB50-101SA2024-G**	**S-LB50-101SA2024**	**S-LB50-101SA2024-C**
	3000 x 2460 *118⅛" x 96⅞"*	**S-LB50-101SA3024-G**	**S-LB50-101SA3024**	**S-LB50-101SA3024-C**
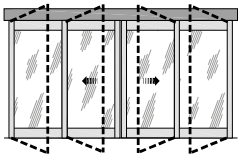 S-202SA	3000 x 2460 *118⅛" x 96⅞"*	**S-LB50-202SA3024-G**	**S-LB50-202SA3024**	**S-LB50-202SA3024-C**
	4000 x 2460 *157½" x 96⅞"*	**S-LB50-202SA4024-G**	**S-LB50-202SA4024**	**S-LB50-202SA4024-C**
	5000 x 2460 *196⅞" x 96⅞"*	**S-LB50-202SA5024-G**	**S-LB50-202SA5024**	**S-LB50-202SA5024-C**

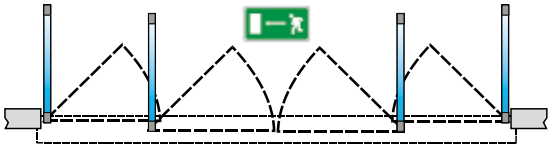

TUTTI GLI IMPORTI SONO COMPRENSIVI DEI MECCANISMI ANTIPANICO.

La soluzione LB50 versione con antipanico a sfondamento integrale delle ante prevede l'automazione applicata all'interno del fabbricato e comunque secondo il senso della via di esodo.

Verificare sempre con i disegni tecnici il rispetto delle dimensioni massime di fattibilità delle ante.

Da ordinare a parte, fare riferimento alla sezione Componenti da Catalogo:
OPZIONALI:
MPA1020 Guaina passacavo da esterno per fotocellula (DLT103/WH)
MPA1022 Guaina passacavi flessibile a scomparsa per fotocellula (DL400)

LIMITI DIMENSIONALI
Larghezza anta scorrevole 1250 mm
Altezza anta scorrevole 2300 mm
Peso complessivo di vetro e meccanismo per la singola anta mobile 80 kg
Larghezza anta semifissa 1350 mm
Altezza anta semifissa 2350 mm

ALL AMOUNTS ARE INCLUSIVE OF BREAKOUT SYSTEMS.

The solution LB50 with full breakout leaves provides that the automation is installed inside the building, and in any case according to the direction of the escape route.

Always use the technical drawings to verify the respect of the maximum dimensions of feasibility of the leaves.

To be ordered separately, refer to the section Catalogue Components:
OPTIONS:
MPA1020 Recessed guide sheath for safety photocell (DLT103/WH)
MPA1022 Recessed flexible guide sheath for photocell (DL400)

DIMENSIONAL LIMITS
Sliding leaf width 1250 mm (49³⁄₁₆'')
Sliding leaf height 2300 mm (90⁹⁄₁₆'')
Total weight of glass and mechanism for each mobile leaf 80 kg (176 lb)
Semifixed leaf width 1350 mm (53⅛'')
Semifixed leaf height 2350 mm (92½'')

SERRAMENTO LAVORATO A MISURA SMACCHINATO - VERSIONE TELESCOPICA
SOLUZIONE ANTIPANICO PER ANTE MOBILI CON LATERALE SEMI-FISSO A SFONDAMENTO INTEGRALE
CUT TO SIZE, ASSEMBLED DOOR - TELESCOPIC VERSION
BREAKOUT SYSTEM FOR MOBILE LEAVES WITH FULL BREAKOUT SEMI-FIXED SIDE SCREEN

		GREZZO *MILL FINISH*	STANDARD *STANDARD*	NON STANDARD *NON STANDARD*
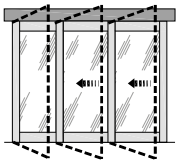 S-101TSA	2500 x 2460 *98⅞" x 96⅞"*	**S-LB50-101TSA2524-G**	**S-LB50-101TSA2524**	**S-LB50-101TSA2524-C**
	4000 x 2460 *157½" x 96⅞"*	**S-LB50-101TSA4024-G**	**S-LB50-101TSA4024**	**S-LB50-101TSA4024-C**
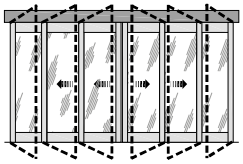 S-202TSA	4000 x 2460 *157½" x 96⅞"*	**S-LB50-202TSA4024-G**	**S-LB50-202TSA4024**	**S-LB50-202TSA4024-C**
	5000 x 2460 *196⅞" x 96⅞"*	**S-LB50-202TSA5024-G**	**S-LB50-202TSA5024**	**S-LB50-202TSA5024-C**
	6000 x 2460 *236¼" x 96⅞"*	**S-LB50-202TSA6024-G**	**S-LB50-202TSA6024**	**S-LB50-202TSA6024-C**

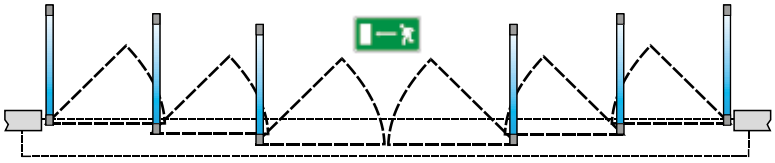

TUTTI GLI IMPORTI SONO COMPRENSIVI DEI MECCANISMI ANTIPANICO E DELLA GUIDA A PAVIMENTO IN PROFILO DI ALLUMINIO ANODIZZATO ARGENTO.

La soluzione LB50 versione con antipanico a sfondamento integrale delle ante prevede l'automazione applicata all'interno del fabbricato e comunque secondo il senso della via di esodo.
È sempre necessaria la guida ad incasso a pavimento.

Verificare sempre con i disegni tecnici il rispetto delle dimensioni massime di fattibilità delle ante.

Da ordinare a parte, fare riferimento alla sezione Componenti da Catalogo:
OPZIONALI:
MPA1020 Guaina passacavo da esterno per fotocellula (DLT103/WH)
MPA1022 Guaina passacavi flessibile a scomparsa per fotocellula (DL400)

ALL AMOUNTS INCLUDE BREAKOUT MECHANISMS AND FLOOR GUIDE IN SILVER ANODIZED ALUMINIUM PROFILE.

The solution LB50 with full breakout leaves provides that the automation is installed inside the building, and in any case according to the direction of the escape route.
The recessed floor guide is mandatory.

Always use the technical drawings to verify the respect of the maximum dimensions of feasibility of the leaves.

To be ordered separately, refer to the section Catalogue Components:
OPTIONS:
MPA1020 Recessed guide sheath for safety photocell (DLT103/WH)
MPA1022 Recessed flexible guide sheath for photocell (DL400)

SERRAMENTO LAVORATO A MISURA ASSEMBLATO - SOLUZIONE ANTIPANICO PER LE SOLE ANTE MOBILI
CUT TO SIZE, ASSEMBLED DOOR - BREAKOUT VERSION FOR MOBILE LEAVES ONLY

		STANDARD *STANDARD*	NON STANDARD *NON STANDARD*
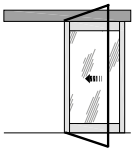 I-100AA	1000 x 2460 *39⅜" x 96⅞"*	**I-LB50-100AA1024**	**I-LB50-100AA1024-C**
	1300 x 2460 *51³⁄₁₆" x 96⅞"*	**I-LB50-100AA1324**	**I-LB50-100AA1324-C**
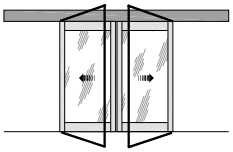 I-200AA	2000 x 2460 *78¾" x 96⅞"*	**I-LB50-200AA2024**	**I-LB50-200AA2024-C**
	2600 x 2460 *102⅜" x 96⅞"*	**I-LB50-200AA2624**	**I-LB50-200AA2624-C**

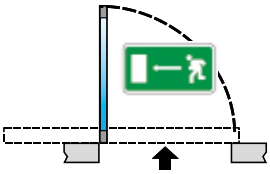

TUTTI GLI IMPORTI SONO COMPRENSIVI DEI MECCANISMI ANTIPANICO.

La soluzione LB50 versione con antipanico a sfondamento per le sole ante mobili prevede l'automazione applicata all'esterno del fabbricato e comunque opposta al senso della via di esodo.

Verificare sempre con i disegni tecnici il rispetto delle dimensioni massime di fattibilità delle ante. Non è prevista la versione con ante telescopiche.

Da ordinare a parte, fare riferimento alla sezione Componenti da Catalogo:
FUNZIONALE:
PRJ38P Singola fotocellula stop motore con autotest potenziata

OPZIONALI:
V00198 Kit profilo portafotocellula stop motore
V00198S Kit schermo fotocellula PRJ38 3 PRJ38P
PRJ38P-K Singola fotocellula stop motore con autotest e schermo potenziata (PRJ38P+V00198S)

LIMITI DIMENSIONALI
Larghezza anta scorrevole 1250 mm mm
Altezza anta scorrevole 2300 mm
Peso complessivo di vetro e meccanismo per la singola anta mobile 80 kg.

ALL AMOUNTS ARE INCLUSIVE OF BREAKOUT SYSTEMS.

The solution LB50 in breakout version for mobile leaves only provides that the automation is installed outside the building, and in any case opposite to the direction of the escape route.

Always use the technical drawings to verify the respect of the maximum dimensions of feasibility of the leaves.
The version with telescopic leaves is not provided.

To be ordered separately, refer to the section Catalogue Components:
FUNCTIONAL:
PRJ38P Single motor stop powered photocell with autotest

OPTIONS:
V00198 Motor stop photocell profile holder kit
V00198S Photocell screen kit PRJ38 3 PRJ38P
PRJ38P-K Single motor stop powered photocell with autotest and screen (PRJ38P+V00198S)

DIMENSIONAL LIMITS
Sliding leaf width 1250 mm (49³⁄₁₆'')
Sliding leaf height 2300 mm (90⁹⁄₁₆'')
Total weight of glass and mechanism for each mobile leaf 80 kg (176 lb).

SERRAMENTO LAVORATO A MISURA ASSEMBLATO - SOLUZIONE ANTIPANICO PER ANTE MOBILI CON LATERALE FISSO

CUT TO SIZE, ASSEMBLED DOOR - BREAKOUT SOLUTION FOR MOBILE LEAVES WITH FIXED SIDE ELEMENT

		STANDARD *STANDARD*	NON STANDARD *NON STANDARD*
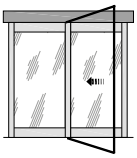 I-101FA	2000 x 2460 *78¾" x 96⅞"*	**I-LB50-101FA2024**	**I-LB50-101FA2024-C**
	3000 x 2460 *118⅛" x 96⅞"*	**I-LB50-101FA3024**	**I-LB50-101FA3024-C**
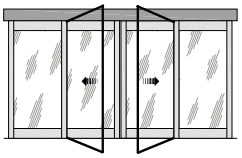 I-202FA	3000 x 2460 *118⅛" x 96⅞"*	**I-LB50-202FA3024**	**I-LB50-202FA3024-C**
	5000 x 2460 *196⅞" x 96⅞"*	**I-LB50-202FA5024**	**I-LB50-202FA5024-C**
	6000 x 2460 *236¼" x 96⅞"*	**I-LB50-202FA6024**	**I-LB50-202FA6024-C**

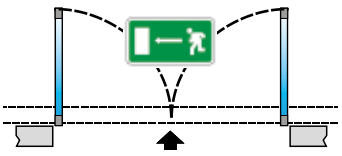

TUTTI GLI IMPORTI SONO COMPRENSIVI DEI MECCANISMI ANTIPANICO.

La soluzione LB50 versione con antipanico a sfondamento per le sole ante mobili prevede l'automazione applicata all'esterno del fabbricato e comunque opposta al senso della via di esodo.

Verificare sempre con i disegni tecnici il rispetto delle dimensioni massime di fattibilità delle ante. Non è prevista la versione con ante telescopiche.

Da ordinare a parte, fare riferimento alla sezione Componenti da Catalogo:

FUNZIONALE:

PRJ38P Singola fotocellula stop motore con autotest potenziata

OPZIONALI:

V00198 Kit profilo portafotocellula stop motore

V00198S Kit schermo fotocellula PRJ38 3 PRJ38P

PRJ38P-K Singola fotocellula stop motore con autotest e schermo potenziata (PRJ38P+V00198S)

LIMITI DIMENSIONALI

Larghezza anta scorrevole 1250 mm
Altezza anta scorrevole 2300 mm
Peso complessivo di vetro e meccanismo per la singola anta mobile 80 kg.

ALL AMOUNTS ARE INCLUSIVE OF BREAKOUT SYSTEMS.

The solution LB50 in breakout version for mobile leaves only provides that the automation is installed outside the building, and in any case opposite to the direction of the escape route.

Always use the technical drawings to verify the respect of the maximum dimensions of feasibility of the leaves.
The version with telescopic leaves is not provided.

To be ordered separately, refer to the section Catalogue Components:

FUNCTIONAL:

PRJ38P Single motor stop powered photocell with autotest

OPTIONS:

V00198 Motor stop photocell profile holder kit

V00198S Photocell screen kit PRJ38 3 PRJ38P

PRJ38P-K Single motor stop powered photocell with autotest and screen (PRJ38P+V00198S)

DIMENSIONAL LIMITS

Sliding leaf width 1250 mm (49³⁄₁₆'')
Sliding leaf height 2300 mm (90⁹⁄₁₆'')
Total weight of glass and mechanism for each mobile leaf 80 kg (176 lb).

SERRAMENTO LAVORATO A MISURA ASSEMBLATO
SOLUZIONE ANTIPANICO PER ANTE MOBILI CON LATERALE SEMI-FISSO A SFONDAMENTO INTEGRALE
CUT TO SIZE, ASSEMBLED DOOR
BREAKOUT VERSION FOR MOBILE LEAVES WITH FULL BREAKOUT SEMI-FIXED SIDE ELEMENT

		STANDARD *STANDARD*	NON STANDARD *NON STANDARD*
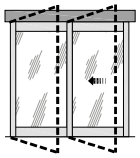 I-101SA	2000 x 2460 *78¾" x 96⅞"*	**I-LB50-101SA2024**	**I-LB50-101SA2024-C**
	3000 x 2460 *118⅛" x 96⅞"*	**I-LB50-101SA3024**	**I-LB50-101SA3024-C**
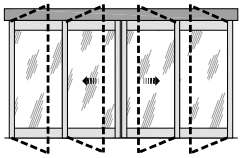 I-202SA	3000 x 2460 *118⅛" x 96⅞"*	**I-LB50-202SA3024**	**I-LB50-202SA3024-C**
	4000 x 2460 *157½" x 96⅞"*	**I-LB50-202SA4024**	**I-LB50-202SA4024-C**
	5000 x 2460 *196⅞" x 96⅞"*	**I-LB50-202SA5024**	**I-LB50-202SA5024-C**

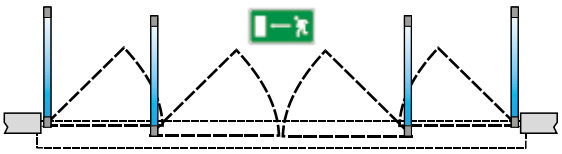

TUTTI GLI IMPORTI SONO COMPRENSIVI DEI MECCANISMI ANTIPANICO.

La soluzione LB50 versione con antipanico a sfondamento integrale delle ante prevede l'automazione applicata all'interno del fabbricato e comunque secondo il senso della via di esodo.

Verificare sempre con i disegni tecnici il rispetto delle dimensioni massime di fattibilità delle ante.

Da ordinare a parte, fare riferimento alla sezione Componenti da Catalogo:
OPZIONALI:
MPA1020 Guaina passacavo da esterno per fotocellula (DLT103/WH)
MPA1022 Guaina passacavi flessibile a scomparsa per fotocellula (DL400)

LIMITI DIMENSIONALI
Larghezza anta scorrevole 1250 mm
Altezza anta scorrevole 2300 mm
Peso complessivo di vetro e meccanismo per la singola anta mobile 80 kg.
Larghezza anta semifissa 1350 mm
Altezza anta semifissa 2350 mm

ALL AMOUNTS ARE INCLUSIVE OF BREAKOUT SYSTEMS.

The solution LB50 with full breakout leaves provides that the automation is installed inside the building, and in any case according to the direction of the escape route.

Always use the technical drawings to verify the respect of the maximum dimensions of feasibility of the leaves.

To be ordered separately, refer to the section Catalogue Components:
OPTIONS:
MPA1020 Recessed guide sheath for safety photocell (DLT103/WH)
MPA1022 Recessed flexible guide sheath for photocell (DL400)

DIMENSIONAL LIMITS
Sliding leaf width 1250 mm (49³⁄₁₆'')
Sliding leaf height 2300 mm (90⁹⁄₁₆'')
Total weight of glass and mechanism for each mobile leaf 80 kg (176 lb)
Semifixed leaf width 1350 mm (53⅛'')
Semifixed leaf height 2350 mm (92½'')

SERRAMENTO LAVORATO A MISURA ASSEMBLATO - VERSIONE TELESCOPICA
SOLUZIONE ANTIPANICO PER ANTE MOBILI CON LATERALE SEMI-FISSO A SFONDAMENTO INTEGRALE
CUT TO SIZE, ASSEMBLED DOOR - TELESCOPIC VERSION
BREAKOUT VERSION FOR MOBILE LEAVES WITH FULL BREAKOUT SEMI-FIXED SIDE ELEMENT

		STANDARD *STANDARD*	NON STANDARD *NON STANDARD*
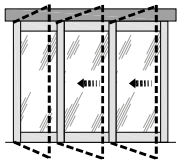 I-101TSA	2500 x 2460 *98⅞" x 96⅞"*	**I-LB50-101TSA2524**	**I-LB50-101TSA2524-C**
	4000 x 2460 *157½" x 96⅞"*	**I-LB50-101TSA4024**	**I-LB50-101TSA4024-C**
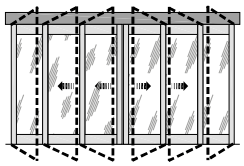 I-202TSA	4000 x 2460 *157½" x 96⅞"*	**I-LB50-202TSA4024**	**I-LB50-202TSA4024-C**
	5000 x 2460 *196⅞" x 96⅞"*	**I-LB50-202TSA5024**	**I-LB50-202TSA5024-C**
	6000 x 2460 *236¼" x 96⅞"*	**I-LB50-202TSA6024**	**I-LB50-202TSA6024-C**

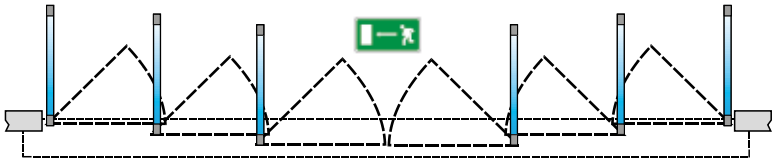

TUTTI GLI IMPORTI SONO COMPRENSIVI DEI MECCANISMI ANTIPANICO.

La soluzione LB50 versione con antipanico a sfondamento integrale delle ante prevede l'automazione applicata all'interno del fabbricato e comunque secondo il senso della via di esodo.
È sempre necessaria la guida ad incasso a pavimento.

Verificare sempre con i disegni tecnici il rispetto delle dimensioni massime di fattibilità delle ante.

Da ordinare a parte, fare riferimento alla sezione Componenti da Catalogo:
OPZIONALI:
MPA1020 Guaina passacavo da esterno per fotocellula (DLT103/WH)
MPA1022 Guaina passacavi flessibile a scomparsa per fotocellula (DL400)

LIMITI DIMENSIONALI
Larghezza anta scorrevole 1250 mm
Altezza anta scorrevole 2300 mm
Peso complessivo di vetro e meccanismo per la singola anta mobile 80 kg.
Larghezza anta semifissa 1350 mm
Altezza anta semifissa 2350 mm

ALL AMOUNTS ARE INCLUSIVE OF BREAKOUT SYSTEMS.

The solution LB50 with full breakout leaves provides that the automation is installed inside the building, and in any case according to the direction of the escape route.
The recessed floor guide is mandatory.

Always use the technical drawings to verify the respect of the maximum dimensions of feasibility of the leaves.

To be ordered separately, refer to the section Catalogue Components:
OPTIONS:
MPA1020 Recessed guide sheath for safety photocell (DLT103/WH)
MPA1022 Recessed flexible guide sheath for photocell (DL400)

DIMENSIONAL LIMITS
Sliding leaf width 1250 mm (49³⁄₁₆'')
Sliding leaf height 2300 mm (90⁹⁄₁₆'')
Total weight of glass and mechanism for each mobile leaf 80 kg (176 lb)
Semifixed leaf width 1350 mm (53⅛'')
Semifixed leaf height 2350 mm (92½'')



LB46
SERRAMENTO
DOOR

Sistema leggero ed elegante progettato per l'abbattimento termico e acustico. L'ampia gamma di finiture e la grande qualità dei materiali e del taglio rendono questo profilo adatto a ogni contesto architettonico garantendo al contempo una grande resistenza meccanica e dinamica per ambienti sfidanti come centri commerciali e ingressi di aeroporti e stazioni.

A lightweight and elegant system designed for temperature reduction and noise abatement. Thanks to the wide range of finishings and to the high quality of the materials and cutting, this profile fits into any architectural context, while ensuring great mechanical and dynamic resistance for challenging environments like shopping malls and airport and station access points

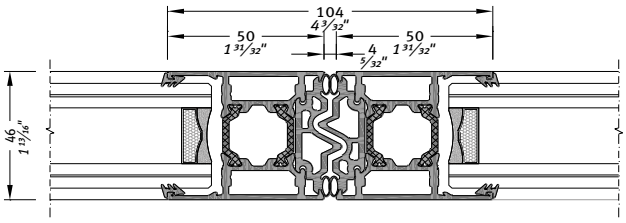

Porta di ingresso ed uscita realizzata con profili Sistema LABEL LB46.
Sistema realizzato con profili in alluminio ad interruzione termica estrusi a disegno.

Profili estrusi in lega di alluminio EN AW-6060 in accordo con la Normativa UNI EN 573 aventi stato di finitura T6 in accordo con la Normativa UNI EN 515 e tolleranze dimensionali e spessori in accordo con la Normativa UNI EN 12020.2 e/o UNI EN 755-9.
Profili ad interruzione del ponte termico; il taglio termico è ottenuto mediante l'inserimento di listelli in poliammide da 22 mm rinforzati con fibra di vetro al 25%. Il bloccaggio dei listelli è ottenuto mediante rullatura; per impedire lo scorrimento tra il profilato esterno ed interno, le sedi di alloggiamento dei listelli sono preventivamente zigrinate.
Sistema complanare con ante fisse e apribili di sezione 46 mm.
Accoppiamento con tagli a 90° previa intestatura dei traversi; serraggio con viti nelle apposite gole di fissaggio ricavate nei profili.
Guarnizioni estruse a disegno, realizzate in EPDM a contatto con i vetri.
Guarnizioni coestruse in pvc di scorrimento a pavimento.
Inserimento del vetro ad infilare, guarnizione perimetrale interna ed esterna; possibilità di sostituire le guarnizioni con la sigillatura perimetrale.
Possibilità di inserimento della guida a pavimento.
Sistema predisposto per accogliere vetrazioni tipo:
- Vetrata Isolante EN 1279 di spessore pari a 36/37 mm.
- Possibilità di utilizzo con trattamento di tempra EN 12150.
- Pannellatura aventi le medesime dimensioni dei vetri; finiture commerciali.

Trattamenti di protezione superficiale:
- Ossidazione anodica conforme alle direttive tecniche europee EURAS-EWAA.
- Verniciatura a polvere termoindurente conforme alle direttive tecniche europee QUALICOAT.

Trasmittanza Termica Caratteristica del Sistema:
- Porta a due ante mobili con due laterali fissi
- Vetrata isolante con Trasmittanza Termica Ug=1,1 W/m^{2}K
- Distanziale Warm Edge con coefficiente lineare di trasmittanza termica ψ =0,06 W/mK
- Valore di Trasmittanza Termica UD=1,39 W/m^{2}K

Sistema integrato con le Automazioni LABEL certificato EN16361.
La configurazione a due ante mobili con laterali fissi su Automazione ETERNA 150 ha ottenuto le
seguenti prestazioni:
- Permeabilità all'aria in accordo alle Normative UNI EN 1026 e UNI EN 16361, Classe PPD1.
- Tenuta all'acqua in accordo alle Normative UNI EN 1027 e UNI EN 12208, Classe 4A.
- Resistenza al carico del vento in accordo alle Normative UNI EN 12211 e UNI EN 12210, Classe BPPD(450).
- Resistenza all'urto interno in accordo alle Normativa UNI EN 13049, Classe 5.

Entry and exit door manufactured with LABEL LB46 System profiles. System made of thermal break profiles extruded according to specifications.

Extruded profiles in EN AW-6060 aluminium alloy, compliant with Standard UNI EN 573, with finishing state T6 in accordance with Standard UNI EN 515 and dimensional tolerances and thicknesses in accordance with Standards UNI EN 12020.2 and/or UNI EN 755-9.
Thermal bridge break profiles; the thermal break is obtained by the insertion of 22 mm (7/8") polyamide strips reinforced with 25% fibreglass. The strips are locked in place by rolling them; to prevent any sliding between the outer profile and the inner one, the strip housing seats are knurled in advance.
Flush system with fixed and opening leaves having a section of 46 mm (1 13/16").
Coupling with 90° cuts after transom butting; tightening with screws in the fixing grooves cut into the profiles for this purpose.
EPDM gaskets extruded according to specifications, in contact with the glazings.
Co-extruded PVC gaskets for floor sliding.
Snap-in glazing insertion, inner and outer border gasket; gaskets can be replaced with a border seal.
Possibility of inserting the floor guide.
System ready to accommodate the following type of glazing:
- *EN 1279 Insulating Glass Unit, maximum thickness 36/37 mm (1 7/16").*
- *Possibility of using it with an EN 12150 hardening treatment.*
- *Panels with the same size as the glazings; commercial finishes.*

Surface protective treatments:
- *Anodizing in compliance with EURAS-EWAA European technical directives.*
- *Thermoset powder coating applied in compliance with QUALICOAT European technical directives.*

Thermal transmittance characteristic of the system:
- *Two mobile leaves door with two fixed side panels*
- *Insulating glass with Thermal Transmittance Ug=1.1 W/m^{2}K*
- *Warm Edge spacer with thermal transmittance linear coefficient ψ =0.06 W/mK*
- *Thermal Transmittance value UD=1.39 W/m^{2}K*

System integrated with the LABEL Automations, certified in compliance with EN16361.
The configuration with two mobile leaves and fixed panels on an ETERNA 150 Automation has achieved the following performances:
- *Air permeability in accordance with the Standards UNI EN 1026 and UNI EN 16361, Class PPD1.*
- *Water tightness in accordance with the Standards UNI EN 1027 and UNI EN 12208, Class 4A.*
- *Wind load resistance in accordance with the Standards UNI EN 12211 and UNI EN 12210, Class BPPD(450).*
- *Inside impact resistance in accordance with Standard UNI EN 13049, Class 5.*

SERRAMENTO LAVORATO A MISURA SMACCHINATO
CUT AND MACHINED TO SIZE DOOR

		STANDARD *STANDARD*	NON STANDARD *NON STANDARD*
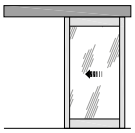 S-100NA	1000 x 2460 *39⅜" x 96⅞"*	**S-LB46-100NA1024**	**S-LB46-100NA1024-C**
	1000 x 3000 *39⅜" x 118⅛"*	**S-LB46-100NA1030**	**S-LB46-100NA1030-C**
	2000 x 2460 *78¾" x 96⅞"*	**S-LB46-100NA2024**	**S-LB46-100NA2024-C**
	2000 x 3000 *78¾" x 118⅛"*	**S-LB46-100NA2030**	**S-LB46-100NA2030-C**
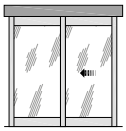 S-101NA	1600 x 2460 *63" x 96⅞"*	**S-LB46-101NA1624**	**S-LB46-101NA1624-C**
	1600 x 3000 *63" x 118⅛"*	**S-LB46-101NA1630**	**S-LB46-101NA1630-C**
	3000 x 2460 *118⅛" x 96⅞"*	**S-LB46-101NA3024**	**S-LB46-101NA3024-C**
	3000 x 3000 *118⅛" x 118⅛"*	**S-LB46-101NA3030**	**S-LB46-101NA3030-C**
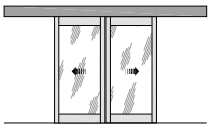 S-200NA	2000 x 2460 *78¾" x 96⅞"*	**S-LB46-200NA2024**	**S-LB46-200NA2024-C**
	2000 x 3000 *78¾" x 118⅛"*	**S-LB46-200NA2030**	**S-LB46-200NA2030-C**
	3000 x 2460 *118⅛" x 96⅞"*	**S-LB46-200NA3024**	**S-LB46-200NA3024-C**
	3000 x 3000 *118⅛" x 118⅛"*	**S-LB46-200NA3030**	**S-LB46-200NA3030-C**
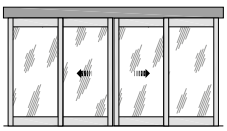 S-202NA	3000 x 2460 *118⅛" x 96⅞"*	**S-LB46-202NA3024**	**S-LB46-202NA3024-C**
	3000 x 3000 *118⅛" x 118⅛"*	**S-LB46-202NA3030**	**S-LB46-202NA3030-C**
	4000 x 2460 *157½" x 96⅞"*	**S-LB46-202NA4024**	**S-LB46-202NA4024-C**
	4000 x 3000 *157½" x 118⅛"*	**S-LB46-202NA4030**	**S-LB46-202NA4030-C**
	6000 x 2460 *236¼" x 96⅞"*	**S-LB46-202NA6024**	**S-LB46-202NA6024-C**
	6000 x 3000 *236¼" x 118⅛"*	**S-LB46-202NA6030**	**S-LB46-202NA6030-C**

SERRAMENTO LAVORATO A MISURA ASSEMBLATO
CUT TO SIZE, ASSEMBLED DOOR

		STANDARD *STANDARD*	NON STANDARD *NON STANDARD*
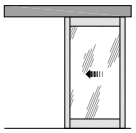 I-100NA	1000 x 2460 *39⅜" x 96⅞"*	**I-LB46-100NA1024**	**I-LB46-100NA1024-C**
	1000 x 3000 *39⅜" x 118⅛"*	**I-LB46-100NA1030**	**I-LB46-100NA1030-C**
	2000 x 2460 *78¾" x 96⅞"*	**I-LB46-100NA2024**	**I-LB46-100NA2024-C**
	2000 x 3000 *78¾" x 118⅛"*	**I-LB46-100NA2030**	**I-LB46-100NA2030-C**
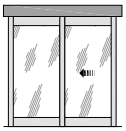 I-101NA	1600 x 2460 *63" x 96⅞"*	**I-LB46-101NA1624**	**I-LB46-101NA1624-C**
	1600 x 3000 *63" x 118⅛"*	**I-LB46-101NA1630**	**I-LB46-101NA1630-C**
	3000 x 2460 *118⅛" x 96⅞"*	**I-LB46-101NA3024**	**I-LB46-101NA3024-C**
	3000 x 3000 *118⅛" x 118⅛"*	**I-LB46-101NA3030**	**I-LB46-101NA3030-C**
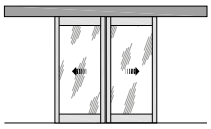 I-200NA	2000 x 2460 *78¾" x 96⅞"*	**I-LB46-200NA2024**	**I-LB46-200NA2024-C**
	2000 x 3000 *78¾" x 118⅛"*	**I-LB46-200NA2030**	**I-LB46-200NA2030-C**
	3000 x 2460 *118⅛" x 96⅞"*	**I-LB46-200NA3024**	**I-LB46-200NA3024-C**
	3000 x 3000 *118⅛" x 118⅛"*	**I-LB46-200NA3030**	**I-LB46-200NA3030-C**
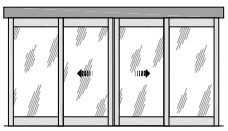 I-202NA	3000 x 2460 *118⅛" x 96⅞"*	**I-LB46-202NA3024**	**I-LB46-202NA3024-C**
	3000 x 3000 *118⅛" x 118⅛"*	**I-LB46-202NA3030**	**I-LB46-202NA3030-C**
	4000 x 2460 *157½" x 96⅞"*	**I-LB46-202NA4024**	**I-LB46-202NA4024-C**
	4000 x 3000 *157½" x 118⅛"*	**I-LB46-202NA4030**	**I-LB46-202NA4030-C**
	6000 x 2460 *236¼" x 96⅞"*	**I-LB46-202NA6024**	**I-LB46-202NA6024-C**
	6000 x 3000 *236¼" x 118⅛"*	**I-LB46-202NA6030**	**I-LB46-202NA6030-C**

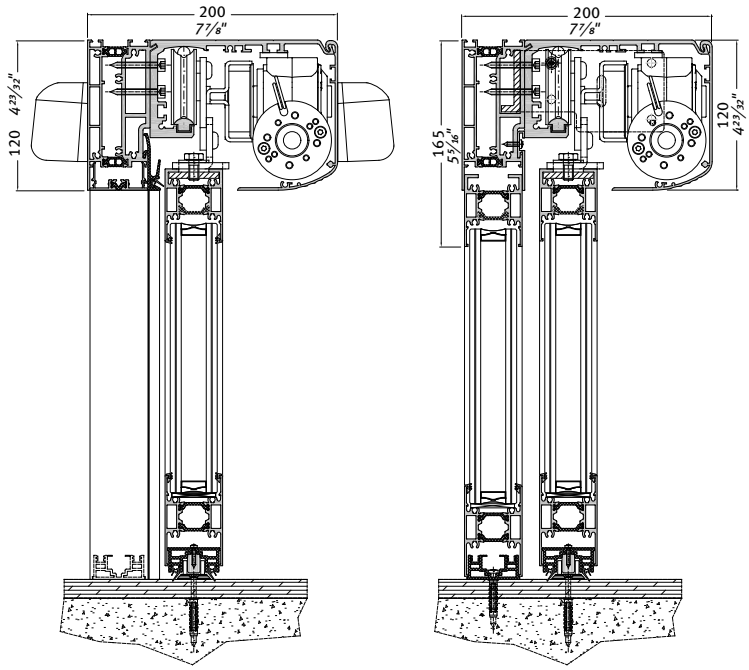

Esempio di applicazione con serramento **LB46** ed automazione **ETERNA 150** con profilo autoportante
*Example of application with door **LB46** and automation ETERNA **150** with self-supporting transom*

TRAVE AUTOPORTANTE PER SERRAMENTI SERIE LB46.

La fornitura comprende il profilo tagliato a misura, con la finitura prescelta, completo degli elementi di fissaggio a parete e dei profili e guarnizioni complementari.
Da utilizzare in presenza di Sopraluce.
Non abbinabile ad Automazioni Serie Eterna 90.
Non è previsto l'impiego in caso di sole ante mobili.

SELF-BEARING TRANSOM FOR DOORS SERIES LB46.

The supply includes the profile cut to size, with the chosen finishing, complete with the wall fasteners and with the complementary profiles and gaskets.
It must be used in the presence of a Fanlight.
It cannot be used in conjunction with Eterna 90 Series Automations.
Not designed to be used with mobile leaves only.

ELEMENTI STRUTTURALI A MISURA
CUT TO SIZE STRUCTURAL ELEMENTS

		STANDARD *STANDARD*	NON STANDARD *NON STANDARD*
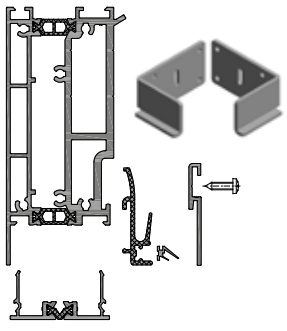	2500 *98⁷⁄₁₆"*	**I-LB46-PA25**	**I-LB46-PA25-C**
	3200 *126"*	**I-LB46-PA32**	**I-LB46-PA32-C**
	4500 *177³⁄₁₆"*	**I-LB46-PA45**	**I-LB46-PA45-C**
	6000 *236¼"*	**I-LB46-PA60**	**I-LB46-PA60-C**

ELEMENTI OPZIONALI
OPTIONAL COMPONENTS

Guida a incasso versione per porta scorrevole *Recessed floor guide for sliding door* 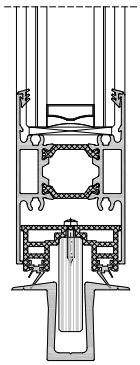	**I-LB46-GAS20**	Sistema di guida a incasso con binario in alluminio *Recessed floor guide with aluminium rail*	fino a 2 m *up to 2 m (6'6")*
	I-LB46-GAS25	Sistema di guida a incasso con binario in alluminio *Recessed floor guide with aluminium rail*	fino a 2,5 m *up to 2,5 m (8'2")*
	I-LB46-GAS35	Sistema di guida a incasso con binario in alluminio *Recessed floor guide with aluminium rail*	fino a 3,5 m *up to 3,5 m (11'5")*
	I-LB46-GAS45	Sistema di guida a incasso con binario in alluminio *Recessed floor guide with aluminium rail*	fino a 4,5 m *up to 4,5 m (14'9")*
	I-LB46-GAS60	Sistema di guida a incasso con binario in alluminio *Recessed floor guide with aluminium rail*	fino a 6 m *up to 6 m (19'8")*

Non è disponibile la versione con guida incassata in lamiera inox.
The version with stainless steel sheet recessed floor guide is not available.



LABEL®
Automatic Door Solutions

LEGENDA PITTOGRAMMI TABELLE - *TABLES PICTOGRAMS LEGEND*

Disegno *Drawing*	**Matrice** *Matrix*	**Descrizione** *Description*	**Codice** *Code*	**Anta fissa** *Fixed leaf*
Anta mobile *Mobile leaf*	**Sopraluce** *Fanlight*	**Perimetrale** *Contour*	**Finitura** *Finish*	**Dimensioni** *Dimensions*
Confezione *Package*	**Prezzo** *Price*	**Componenti in kit** *Components supplied as a kit*	**Componenti funzionali** *Functional components*	**Componenti opzionali** *Optional components*
Sistema antipanico a sfondamento *Breakout*	**Dimensioni riferite al vano di installazione L x H (mm)** *Dimensions referred to the installation compartment W x H (mm)*			



VETRAZIONI E IMBALLAGGI
GLAZING AND PACKAGES

VETRI E IMBALLI
GLAZING AND PACKAGES



I-LB-VETRO441	Vetro Stratificato 44.1 trasparente bordi sfilettati *Laminated Glass 44.1 or 8 mm (5/16"), transparent, fillet edges*
I-LB-VETRO442	Vetro Stratificato 44.2 trasparente bordi sfilettati *Laminated Glass 44.2 or 8 mm (5/16"), transparent, fillet edges*
I-LB-VETRO551	Vetro Stratificato 55.1 trasparente bordi sfilettati *Laminated Glass 55.1 or 10 mm (3/8"), transparent, fillet edges*
I-LB-VETRO552	Vetro Stratificato 55.2 trasparente bordi sfilettati *Laminated Glass 55.2 or 10 mm (3/8"), transparent, fillet edges*
I-LB-VETRO280	Vetro Camera 33.2-14-33.2 trasparente bordi sfilettati *Glazing for spacer 33.2-14-33.2 or 28 mm (1 1/8"), transparent, fillet edges*
I-LB-VETRO280	Vetro Camera 44.2-12-33.2 trasparente bordi sfilettati *Glazing for spacer 44.2-12-33.2 or 28 mm (1 1/8"), transparent, fillet edges*
I-LB-VETRO320	Vetro Camera 33.2-18-33.2 trasparente bordi sfilettati *Glazing for spacer 33.2-18-33.2 or 32 mm (1 1/4"), transparent, fillet edges*
I-LB-VETRO320	Vetro Camera 44.2-15-44.2 trasparente bordi sfilettati *Glazing for spacer 44.2-15-44.2 or 32 mm (1 1/4"), transparent, fillet edges*
I-LB-VETRO320	Vetro Camera 55.2-12-55.2 trasparente bordi sfilettati *Glazing for spacer 55.2-12-55.2 or 32 mm (1 1/4"), transparent, fillet edges*
I-LB-VETRO380	Vetro Camera 44.2-20-44.2 trasparente bordi sfilettati *Glazing for spacer 44.2-20-44.2 or 38 mm (1 1/2"), transparent, fillet edges*
I-LB-VETROTT	Maggiorazione per trattamento termico di indurimento o tempra *Additional cost for hardening or tempering thermal treatment*
I-LB-VETROFL	Maggiorazione per bordi a filo lucido *Additional cost for frameless edges*
I-LB-VETROST	Maggiorazione per Satinatura *Extra charge for satin finish*
I-LB-VETROPL	Maggiorazione per pvb bianco latte *Extra charge for milky white pvb*

NOTA: Tutti i vetri sono su base neutra senza alcun rivestimento.
Tutte le altre tipologie, inclusi trattamenti superficiali e colorazioni, saranno gestite a commessa previa verifica e preventivazione da parte del nostro Servizio Commerciale.
Il conteggio della superficie per la fatturazione dei vetri viene calcolato arrotondando per eccesso a 0,40 m² il risultato dell'area di ogni singolo vetro.
Esempio:
V_1 Lv x Hv (mm) = 825 x 2367 = 1,95 m² --› 2,00 m²
V_2 Lv x Hv (mm) = 1257 x 2367 = 2,98 m² --› 3,20 m²
Totale = 5,20 m²

È importante, in fase d'ordine, indicare sempre la stratigrafia del vetro.

***NOTES**: All glazings are on neutral base without coating.*
Any other type, including surface treatments and colourings, will be managed according to a job order, after verification and cost estimate by our Sales Department.
For invoicing purposes, the surface of the glazings is calculated by rounding up to 0.40 m² (4.31 ft²) the area of each individual glazing.
Example:
V_1 Lv x Hv (mm) = 825 x 2367 = 1.95 m² --› 2.00 m²
V_2 Lv x Hv (mm) = 1257 x 2367 = 2.98 m² --› 3.20 m²
Total = 5.20 m²

V_1 Lv x Hv = 32 1/2" x 93 3/16" = 21 ft² --› 21.55 ft²
V_2 Lv x Hv = 49 1/2" x 93 3/16" = 32 ft² --› 34.48 ft²
Total = 56.03 ft²

It is important to always indicate the composition of the glass when ordering.

	LB-PK-SC1	Protezione con film di polietilene. Profili uniti in fascetti. Protezione degli angoli per spedizione estera. Rivestimento in cartone con chiusure di testa. *Protection with polyethylene film. Profiles tied in bundles.* *Corner protection in case of shipping abroad.* *Cardboard cover with head closures.*	
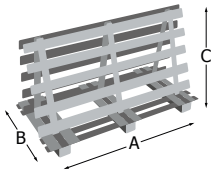	**LB-PK-AC1**	Cavalletto in legno - Imballo a perdere *Wooden stand - Disposable package*	A x B x C 2000 x 800 x 2000 mm *78¾" x 31½" x 78¾"*
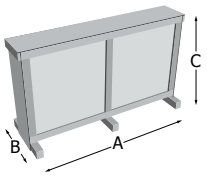	**LB-PK-AC2**	Imballo in cassa di legno per quattro ante. Imballo a perdere *Package in wooden crate for four leaves. Disposable package*	A x B x C 2700 x 400 x 2000 mm *106⅝" x 15¾" x 78¾"* Base da 800 *800 (31½") base*
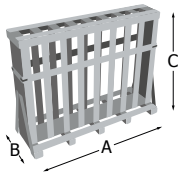	**LB-PK-AC3**	Imballo in gabbia di legno per quattro ante. Imballo a perdere *Package in wooden cage for four leaves. Disposable package*	A x B x C 2700 x 400 x 2000 mm *106⅝" x 15¾" x 78¾"* Base da 800 *800 (31½") base*
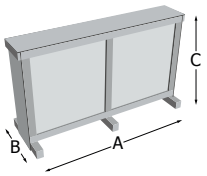	**LB-PK-AC4**	Imballo in cassa di legno per due ante. Imballo a perdere *Package in wooden crate for two leaves. Disposable package*	A x B x C 2700 x 200 x 2000 mm *106⅝" x 7⅞" x 78¾"* Base da 800 *800 (31½") base*
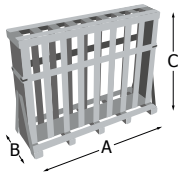	**LB-PK-AC5**	Imballo in gabbia di legno per due ante. Imballo a perdere *Package in wooden cage for two leaves. Disposable package*	A x B x C 2700 x 200 x 2000 mm *106⅝" x 7⅞" x 78¾"* Base da 800 *800 (31½") base*
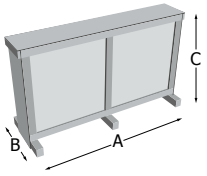	**LB-PK-VE1**	Imballo in cassa di legno per un massimo di otto vetri. Imballo a perdere. *Wooden crate packaging for up to eight glazings. Disposable packaging.*	A x B x C 2700 x 200 x 2000 mm *106⅝" x 7⅞" x 78¾"* Base da 800. Come LB-PK-AC4 ma rinforzato *800 (31½") base. Like LB-PK-AC4, but reinforced*

Soluzioni personalizzate verranno verificate e preventivate dal nostro Servizio Commerciale.

Our Sales Department will verify custom solutions, providing cost estimates.

	**I-LB50-ASSV**	Maggiorazione per imballo con ante con vetrazione inserita. Importo a corpo per singola specchiatura vetrata. *Additional cost for package with leaves with pre-mounted glazing.* *Prices are on a lump-sum basis for each glazing panel.*

ESEMPIO DI CALCOLO PER SERRAMENTI ASSEMBLATI - ESCLUSO AUTOMAZIONE
EXAMPLE OF CALCULATION FOR ASSEMBLED DOORS - AUTOMATION NOT INCLUDED

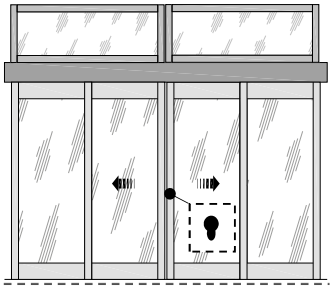

Sistema tipo	LB35
Porta tipo	Due ante mobili con due laterali fissi e sopraluce sdoppiato
Dimensioni	Vano finito Lv x Hv 4000 x 3500 Altezza passaggio utile Hv 2100
Finitura	Verniciato RAL standard
Elementi strutturali	Trave autoportante per Eterna 90
Elementi opzionali	Serratura chiusura centrale Guida ad incasso con binario in alluminio
Vetrazione	Stratificato 55.2 incluso
Imballo	Cassa di legno a perdere

System type	*LB35*
Door type	*Two mobile leaves with two fixed side elements and dual fanlight*
Dimensions	*Finished opening Lv x Hv 4000 x 3500 (157½" x 137¹³⁄₁₆")* *Net opening height Hv 2100 (82¹¹⁄₁₆")*
Finish	*Standard RAL painted*
Structural elements	*Self supporting transom for Eterna 90*
Optional components	*Central closure lock* *Recessed floor guide with aluminium rail*
Glazing	*Laminated 55.2 or 10 mm (⅜") included*
Package	*Disposable wooden crate.*

in ordine *in order*		
I-LB35-202NA4024	Porta LB35 a due ante mobili con due laterali fissi *Door LB35 featuring two mobile leaves and two fixed side elements*	**1**
I-LBSR-ETPA45	Assieme Gruppo Autoportante per Automazione Eterna 90 *Self-supporting unit assembly for automation Eterna 90*	**1**
I-LB35-010-NA1615	Sopraluce Fisso per LB35 *Fixed fanlight for LB35*	**2**
I-LB35-SERR3A	Serratura per Ante mobili con chiusura centrale *Lock for mobile leaves with central closure*	**1**
I-LB35-GAS45	Sistema di guida ad incasso con binario in alluminio sino a L=4500 *Recessed floor guide with aluminium rail up to L=4500 (177³⁄₁₆")*	**1**
I-LB-VETRO552	Vetro Stratificato 55.2 trasparente bordi sfilettati *Laminated Glass 55.2 or 10 mm (⅜"), transparent, fillet edges*	**12.40**
LB-PK-AC1	Cavalletto in legno - Imballo a perdere. *Wooden stand - Disposable package*	**1**
I-LB-COLORE	Specificare il colore *Specify the colour*	**1**



CONDIZIONI GENERALI DI VENDITA

1 | Definizioni

1.1 Ai fini delle presenti condizioni generali di vendita (di seguito denominate, "Condizioni di Vendita"), i seguenti termini avranno il significato di seguito attribuito ad essi:
- «Venditore» o «Label»: indica Label S.p.A.
- «Acquirente»: indica qualsiasi società, ente o persona giuridica che acquisti i Prodotti dal Venditore;
- «Prodotti»: indica i beni prodotti e/o assemblati e venduti dal Venditore;
- «Ordine(i)»: indica ciascuna proposta di acquisto dei Prodotti inoltrata dall'Acquirente al Venditore tramite fax o email;
- «Vendita/e»: indica ciascun contratto di vendita concluso a seguito del ricevimento da parte dell'Acquirente dell'accettazione scritta di ogni singolo Ordine, emessa dal Venditore.

2 | Ambito di applicazione

2.1 Le presenti Condizioni di Vendita si applicano a tutte le Vendite di Prodotti concluse in tutto il mondo. Nel caso in cui vengano concordate per iscritto e sottoscritte dal Venditore e dall'Acquirente condizioni speciali che derogano alle presenti Condizioni di Vendita, tali condizioni speciali prevarranno e sostituiranno o integreranno le disposizioni delle presenti Condizioni di Vendita.

2.2 Il Venditore si riserva il diritto di aggiungere, modificare o eliminare singole previsioni delle presenti Condizioni di Vendita, rimanendo inteso che tali aggiunte, modifiche o cancellazioni si applicheranno a tutte le Vendite concluse a partire dal trentesimo giorno successivo alla notifica all'Acquirente delle nuove Condizioni di Vendita.

3 | Ordini e Vendite

3.1 L'Acquirente dovrà inoltrare gli Ordini al Venditore tramite email al seguente indirizzo ordini@labelspa.it, o tramite fax al seguente numero [+39 0521 675222] indicando espressamente: la data di consegna prevista, la descrizione dei Prodotti, la quantità richiesta, il prezzo e i termini di consegna.

3.2 Ogni Ordine ricevuto da Label sarà processato e (i) accettato mediante l'emissione di una conferma d'ordine o (ii) rigettato mediante l'emissione di un report di diniego. Rimane inteso che in caso di discrepanze tra la data di consegna indicata nell'Ordine e la data di consegna specificata nella conferma d'ordine, quest'ultima prevarrà.

3.3 Il Venditore potrà, per specifiche ragioni legate a proprie esigenze produttive o al relativo mercato, fornire l'Acquirente attraverso qualsiasi altra società appartenente al Gruppo Label.

3.4 La Vendita dovrà ritenersi conclusa, secondo i termini e le condizioni stabilite nell'Ordine, nel momento in cui l'Acquirente riceve, da parte del Venditore, una conferma scritta (conferma che potrà anche essere inviata tramite email, fax o altri mezzi telematici) o, in assenza di tale conferma scritta, nel momento in cui i Prodotti sono consegnati all'Acquirente.

3.5 Gli Ordini regolarmente accettati dal Venditore non potranno essere annullati dall'Acquirente senza il consenso scritto del Venditore.

4 | Prezzo dei Prodotti

4.1 I prezzi dei Prodotti saranno quelli indicati nel listino prezzi del Venditore in vigore al momento dell'invio dell'Ordine da parte dell'Acquirente o, qualora il Prodotto non sia inserito nel listino prezzi o il listino prezzi non sia disponibile, quelli indicati nell'Ordine e confermati per iscritto dal Venditore nella conferma dell'Ordine. Tali prezzi saranno calcolati Ex Works (ICC INCOTERMS 2010), al netto dell'IVA e di ogni sconto.

4.2 Il Venditore si riserva il diritto di modificare unilateralmente i prezzi riportati nel listino prezzi. La modifica sarà comunicata all'Acquirente e si applicherà a tutti gli Ordini ricevuti dal Venditore successivamente alla data in cui la modifica è stata comunicata all'Acquirente.

4.3 Ogni Vendita di Prodotti sarà soggetta ai termini e alle condizioni di garanzia stabilite nel successivo articolo 8.

5 | Consegna

5.1 La consegna dei Prodotti sarà effettuata Ex Works (ICC INCOTERMS 2010). I rischi relativi alla perdita dei Prodotti saranno trasferiti all'Acquirente al momento della consegna presso gli stabilimenti del Venditore. I mezzi di trasporto saranno selezionati dal Venditore tenendo conto della loro adeguatezza in relazione agli specifici Prodotti da consegnare.

6 | Pagamenti

6.1 Il Venditore emetterà le relative fatture al momento dell'accettazione dell'Ordine.

6.2 I pagamenti dovranno essere effettuati in Euro e necessariamente entro il termine di 30 giorni decorrenti dall'ultimo giorno del mese in cui la fattura è stata inoltrata dal Venditore all'Acquirente.

6.3 Il mancato pagamento entro il termine concordato darà diritto al Venditore (i) di chiedere all'Acquirente il pagamento degli interessi di mora al tasso stabilito dal D. Lgs. 231/02 e successive modifiche; (i) di sospendere la consegna dei Prodotti e (ii) di risolvere ogni singola Vendita conclusa. La sospensione della consegna dei Prodotti o la risoluzione di ogni Vendita non darà diritto all'Acquirente di pretendere alcun risarcimento dei danni.

6.4 Il Venditore manterrà la proprietà dei Prodotti fino all'integrale pagamento del relativo prezzo. L'Acquirente dovrà compiere tutti gli adempimenti necessari richiesti dalle leggi locali al fine di rendere valida ed eseguibile nei confronti di tutti i terzi la presente clausola di riserva della proprietà, anche effettuando l'iscrizione di tale riserva negli appositi registri, ove richiesto localmente.

6.5 La compensazione di qualsiasi tipo tra gli importi dovuti dall'Acquirente al Venditore e gli importi eventualmente dovuti dal Venditore all'Acquirente non è consentita.

6.6 Ogni reclamo relativo ai Prodotti e/o alla consegna degli stessi non potrà in alcun caso giustificare la sospensione o il ritardo nel pagamento.

7 | Non conformità

7.1 Qualsiasi difformità dei Prodotti consegnati all'Acquirente rispetto al tipo ed alla quantità indicata nell'Ordine dovrà essere denunciata per iscritto al Venditore entro cinque giorni dalla consegna dei Prodotti, da parte dell'Acquirente. Qualora la denuncia non venga comunicata entro il predetto termine, i Prodotti consegnati verranno considerati come conformi a quelli ordinati.

8 | Garanzia

8.1 Salvo diverso accordo tra le parti, il Venditore garantisce che i Prodotti sono esenti da vizi/difetti per un periodo di 24 mesi decorrenti dalla data della fattura emessa dal Venditore.

8.2 La garanzia non opererà con riferimento a quei Prodotti i cui difetti sono dovuti a (i) mancanza di manutenzione o uso improprio; (ii) inosservanza delle istruzioni del Venditore relative al funzionamento, manutenzione ed alla conservazione dei Prodotti; (iii) riparazioni o modifiche apportate dall'Acquirente o da soggetti terzi senza la preventiva autorizzazione scritta del Venditore.

8.3 A condizione che il reclamo dell'Acquirente sia coperto dalla garanzia, il Venditore si impegnerà, a sua discrezione, a sostituire o riparare ciascun Prodotto o le parti di questo che presentino vizi o difetti.

8.4 Le spedizioni, dall'Acquirente al Venditore e dal Venditore all'Acquirente, dei Prodotti oggetto di reclamo saranno effettuate a costo e spese dell'Acquirente, salvo diverso accordo tra le parti.

8.5 Fatto salvo quanto previsto al precedente art. 8.3 e salvo il caso di dolo o colpa grave, il Venditore non sarà responsabile per qualsivoglia danno a cose o persone derivante e/o connesso ai vizi dei Prodotti, salvo nel caso in cui ciò sia prescritto da inderogabili disposizioni di legge. In ogni caso, il Venditore non sarà ritenuto responsabile per danni indiretti o consequenziali di qualsiasi natura quali, a titolo esemplificativo, le perdite derivanti da inattività o il mancato guadagno.

8.6 In ogni caso, il diritto dell'Acquirente al risarcimento dei danni sarà limitato ad un importo massimo pari al valore dei Prodotti che presentino difetti o vizi.

9 | Diritti di proprietà intellettuale

9.1 Label è l'esclusivo titolare dei diritti di proprietà intellettuale relativi ai Prodotti. La loro comunicazione o utilizzo nell'ambito delle presenti Condizioni di Vendita non crea, in relazione ad essi, alcun diritto o pretesa in capo all'Acquirente. L'Acquirente si obbliga a non compiere alcun atto incompatibile con la titolarità di tali diritti di proprietà intellettuale.

9.2 La consegna dei Prodotti non comporta alcun trasferimento del relativo copyright. Il copyright sui Prodotti rimane di proprietà esclusiva del Venditore. L'Acquirente non dovrà in alcun modo imitare o copiare i Prodotti o qualsiasi parte essenziale dei marchi, disegni, modelli, brevetti e in particolare il software e il firmware.

10 | Riservatezza

10.1 L'Acquirente si impegna a mantenere riservate e a non divulgare a terzi qualsiasi informazione tra cui, a titolo esemplificativo e non limitativo, marchi, documentazione tecnica, disegni, know-how, dati e corrispondenza, rivelata dal Venditore all'Acquirente o di cui l'Acquirente sia venuto a conoscenza durante o a seguito di una Vendita, a prescindere dal fatto che sia o meno contrassegnata come "Informazione Confidenziale".

10.2 L'Acquirente si impegna a porre in essere tutte le misure necessarie a mantenere la riservatezza di tali Informazioni Confidenziali e a rivelare le stesse esclusivamente ai propri dipendenti e nei limiti in cui tale rivelazione sia necessaria ai fini dell'adempimento delle obbligazioni previste dalle presenti Condizioni di Vendita.

11 | Domicilio legale, legge applicabile e foro competente

11.1 Il Venditore è legalmente domiciliato presso la propria sede principale.

11.2 Le presenti Condizioni di Vendita e ogni singola Vendita saranno regolate da, e interpretate in conformità, alla Legge Italiana. La Convenzione di Vienna del 1980 sui contratti di vendita internazionali viene espressamente esclusa.

11.3 Tutte le controversie derivanti da o connesse alle presenti Condizioni di vendita e/o a ogni singola Vendita saranno soggette all'esclusiva giurisdizione del Tribunale di Parma.

11.4 Fatto salvo quanto previsto dal precedente articolo 11.3, il Venditore si riserva il diritto, quando promotore di un'azione legale in qualità di attore, di promuovere tale azione nel luogo di residenza dell'Acquirente, in Italia o all'estero.

GENERAL CONDITIONS OF SALE

1 | Definitions

1.1 For the purposes of these general conditions of sale (hereinafter referred to as "Conditions of Sale"), the following terms shall be defined as follows:
- «Seller» or «Label»: shall indicate Label S.p.A.
- «Purchaser»: shall indicate any company, organisation, or legal person who is purchasing Products from the Seller;
- «Products»: shall indicate the goods produced and/or assembled and sold by the Seller;
- «Order(s)»: shall indicate any proposed purchase of Products sent from the Purchaser to the Seller via fax or email;
- «Sale Agreement(s)»: shall indicate any contract of sale finalized after the Purchaser has received a written acceptance of each individual Order, issued by the Seller.

2 | Scope

2.1 These Conditions of Sale apply to all the Sales of Products finalized worldwide. In the event that the Seller and the Purchaser agree and undersign written special conditions which deviate from these Conditions of Sale, then those special conditions either shall take precedence over and replace, or shall incorporate the provisions set forth in these Conditions of Sale.

2.2 The Seller reserves the right to add, amend, or eliminate individual provisions from these Conditions of Sale, being understood that such additions, amendments, or eliminations shall apply to all Sales Agreements finalized starting from the thirtieth day following the date on which the Purchaser was informed of the new Conditions of Sale.

3 | Orders and Sales

3.1 The Purchaser must send Orders to the Seller either via email to the address ordini@labelspa.it, or via fax to the number [+39 0521 675222], providing clear and specific indication of the expected date of delivery, a description of the Products, the desired quantity, the price and terms of delivery.

3.2 All orders received by Label shall be processed and (i) accepted by means of issuance of an order confirmation or (ii) rejected by means of issuance of a refusal report. It is understood that, in the event of a discrepancy between the delivery date indicated on the Order and the delivery date specified in the order confirmation, the latter shall take precedence as valid.

3.3 The Seller shall be entitled, for specific reasons associated with its own production needs or its market, to fulfil the Purchaser's order through any other company belonging to the Label Group.

3.4 The Sales Agreement shall be considered finalized, in accordance with the terms and conditions laid down in the Order, when the Purchaser receives from the Seller a written confirmation (said confirmation may also be sent via email, fax or other electronic means) or, in the absence of a written confirmation, at the time when the Products are delivered to the Purchaser.

3.5 Orders duly accepted by the Seller cannot be cancelled by the Purchaser without the Seller's written consent.

4 | Product Price

4.1 The Product prices shall be those indicated on the Seller's price list in effect at the time when the Purchaser places its Order. Otherwise, in the event that the Product is not listed on the price list or the price list is not available, then the prices shall be those indicated in the Order and confirmed by the Seller in writing in the Order confirmation. Prices shall be calculated Ex Works (ICC INCOTERMS 2010), net of VAT and of any discount.

4.2 The Seller reserves the right to unilaterally modify the prices listed in the price list. Notice of said modification shall be provided to the Purchaser and shall apply to all Orders received by the Seller after the date on which notice of the modification was provided to the Purchaser.

4.3 Any Sales Agreement for Products shall be subject to the terms and conditions of warranty set forth in Article 8 below.

5 | Delivery

5.1 Delivery of the Products shall be carried out Ex Works (ICC INCOTERMS 2010). Risks related to the loss of the Products shall be transferred to the Purchaser when the Products are delivered to the Purchaser at the Seller's premises. The means of transport shall be chosen by the Seller, taking into account their suitability to the specific Products to be delivered.

6 | Payments

6.1 The Seller shall issue the invoices associated with an Order at the time of said Order's acceptance.

6.2 Payments must be made in EUR and within 30 days of the last day of the month in which the invoice was sent from the Seller to the Purchaser.

6.3 The Purchaser's failure to make payment within the agreed upon time frame shall entitle the Seller to: (i) demand that the Purchaser pay default interest at the rate established by Italian Legislative Decree 231/02 and its subsequent amendments and additions; (i) suspend delivery of the Products and (ii) cancel each individual Sales Agreement that has been entered into. The suspension of Product delivery or the cancellation of all Sales Agreements shall not entitle the Purchaser to claim any damages.

6.4 The Seller shall maintain ownership of the Products until their price has been paid in full. The Purchaser must ensure that all necessary local legal requirements are met in order that this retention of ownership clause be made valid and enforceable against all third parties; the Purchaser must also ensure that this retention of ownership is recorded in the proper registers, where required under local law.

6.5 Sums owed by the Purchaser to the Seller shall not be used to offset sums owed by the Seller to the Purchaser and vice versa.

6.6 No complaint regarding the Products and/or their delivery may be used to justify a suspension of or delay in payment.

7 | Non-conformity

7.1 The Purchaser must report, in writing, any discrepancy between the Products delivered to the Purchaser and the type and quantity listed in the Order within five days of Product delivery. If said report is not issued within the timeframe stated above, then the Products delivered shall be considered compliant with the order.

8 | Warranty

8.1 Unless the Parties agree otherwise, the Seller hereby warrants that the Products shall be without flaws/defects for a period of 24 months following the issuance of the invoice by the Seller.

8.2 The warranty shall not apply to those Products whose defects arise from: (i) a lack of maintenance or improper use; (ii) failure to follow the Seller's instructions regarding Product operation, maintenance and preservation; (iii) repairs or modifications performed by the Purchaser or third parties without the Seller's prior written consent.

8.3 Provided that the Purchaser's claim is covered by the warranty, the Seller shall, at its discretion, either replace or repair each Product or the parts thereof that present flaws or defects.

8.4 The shipment from the Purchaser to the Seller and from the Seller to the Purchaser of the Products that are the object of the claim shall be carried out at the cost and expense of the Purchaser, unless the parties agree otherwise.

8.5 Without prejudice to the provisions of Article 8.3 above, and save for cases of wilful misconduct or gross negligence, the Seller shall not be liable for any damages to persons or property arising from and/or associated with flaws in the Products, except in cases where said liability is mandatory under applicable law. In any event, the Seller shall not be held liable for indirect or consequential damages of any nature, such as, for instance, losses arising from downtime or loss of earnings.

8.6 In any event, the Purchaser's right to compensation for damages shall be limited to a maximum amount equal to the value of the Products presenting flaws or defects.

9 | Intellectual Property Rights

9.1 Label is the sole owner of the intellectual property rights relating to the Products. Their transmission or use within the scope of these Conditions of Sale does not grant the Purchaser any right or claim to them. The Purchaser hereby undertakes not to take any action that would conflict with the ownership of said intellectual property rights.

9.2 Delivery of the Products in no way implies the transfer of the relative copyrights. Copyrights for the Product remain the exclusive property of the Seller. The Purchaser shall in no way imitate or copy the Products or any essential part of the trademarks, designs, models, patents and, in particular, of the software or firmware.

10 | Confidentiality

10.1 The Purchaser undertakes to maintain the confidentiality of and refrain from disclosing to third parties any and all information either revealed to the Purchaser by the Seller or which may come into the Purchaser's possession before or after a Sale, regardless of whether or not it is classified as "Confidential Information"; this includes but is not limited to trademarks, technical documentation, designs, know-how, data and correspondence.

10.2 The Purchaser undertakes to put in place all measures necessary to protect the confidentiality of said Confidential Information and to disclose it solely to its own employees only insofar as is necessary for the fulfilment of the obligations set forth in these Conditions of Sale.

11 | Legal domicile, applicable law and jurisdiction

11.1 The Seller has designated its head office as its legal domicile.

11.2 These Conditions of Sale and each individual Sales Agreement shall be subjected to and interpreted in compliance with Italian Law. The 1980 Vienna Convention on the International Sale of Goods is expressly excluded.

11.3 Any and all disputes arising from or related to these Conditions of Sale and/or to any individual Sales Agreement shall be subject to the exclusive jurisdiction of the Courts of Parma.

11.4 Without prejudice to the provisions of Article 11.3 above, the Seller reserves the right, when acting in the role of claimant in a legal action, to bring that action against the Purchaser in the Purchaser's place of residence, whether in Italy or abroad.

Automatic Door Solutions

Tutti i contenuti del presente catalogo/listino sono stati controllati con la massima attenzione, **Label** tuttavia declina ogni responsabilità per eventuali omissioni, errate indicazioni e descrizioni, imprecisioni ed errori di stampa di qualunque genere. Per questa ragione fanno fede i prezzi dell'ultima versione listino, consultabile nell'area riservata del sito **labelspa.com.**
I disegni e le illustrazioni sono da considerarsi indicativi del prodotto, ma non costituiscono documentazione tecnica e il Cliente deve verificare che siano applicabili alle proprie esigenze specifiche.

LABEL SI RISERVA IL DIRITTO DI MODIFICARE LE SPECIFICHE DEI PRODOTTI SENZA PREAVVISO.

The content of this catalogue/price list has been carefully checked, however **Label** accepts no liability for any omissions, wrong information and descriptions, inaccuracies and printing errors of any kind. For this reason, the prices in the latest version of the price list, which can be found in the reserved area of the web site **labelspa.com**, shall apply.
The drawings and illustrations are intended to be indicative of the product, but do not constitute technical documentation and the Customer must verify that they are applicable to its specific needs.

LABEL RESERVES THE RIGHT TO CHANGE PRODUCT SPECIFICATIONS WITHOUT NOTICE.

LABEL®
Automatic Door Solutions

LEGENDA PITTOGRAMMI TABELLE - *TABLES PICTOGRAMS LEGEND*

Disegno *Drawing*	**Matrice** *Matrix*	**Descrizione** *Description*	**Codice** *Code*	**Anta fissa** *Fixed leaf*
Anta mobile *Mobile leaf*	**Sopraluce** *Fanlight*	**Perimetrale** *Contour*	**Finitura** *Finish*	**Dimensioni** *Dimensions*
Confezione *Package*	**Prezzo** *Price*	**Componenti in kit** *Components supplied as a kit*	**Componenti funzionali** *Functional components*	**Componenti opzionali** *Optional components*
Sistema antipanico a sfondamento *Breakout*	**Dimensioni riferite al vano di installazione L x H (mm)** *Dimensions referred to the installation compartment W x H (mm)*			

ANSI/CAN/UL325

AZIENDA CERTIFICATA SISTEMA QUALITÀ UNI EN 9001:2015

PROFILI CAT_FR-DE_v3.0_2022

LABEL®
Automatic Door Solutions

INNOVATION IS AN OPEN DOOR



LABEL S.p.A. Via Umberto Ilariuzzi 17/A - 43126 San Pancrazio Parmense (PARMA) Italy
T. +39 0521 6752 - infocom@labelspa.it

www.labelspa.com

MADE IN ITALY

AZIENDA CERTIFICATA
SISTEMA QUALITÀ
UNI EN 9001:2015

CE